

2874/5



IP20

6W

230V AC

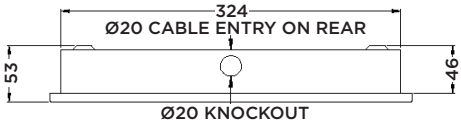
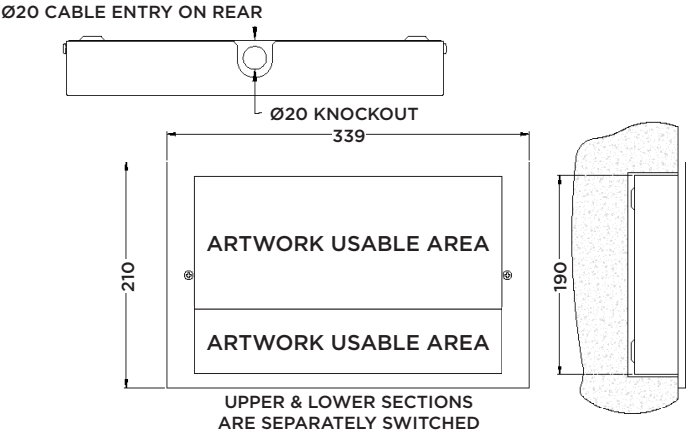
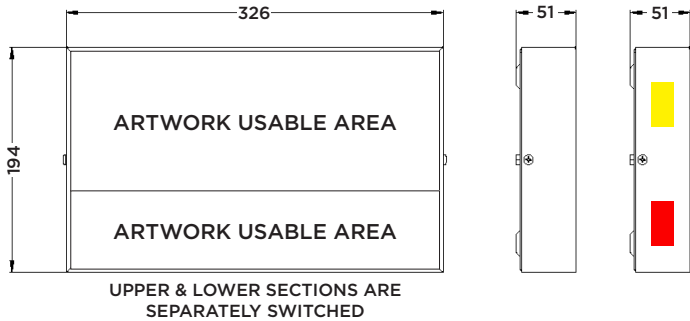
1.6 KG

24V DC

4k



- EN 60598-1
- EN55015
- EN61547
- EN61000-3-2



| EXAMPLE PRODUCT CODE | | | 2 | 874 | SL |
|----------------------|--|------|---|-----|----|
| FAMILY | 2000 RANGE | 2 | | | |
| SECTION | TWIN SECTION | 874 | | | |
| | SINGLE SECTION (OVERALL ILLUMINATION) | 875 | | | |
| INPUT & MOUNTING | 220-240V AC 50-60Hz, SURFACE MOUNT | SL | | | |
| | 220-240V AC 50-60Hz, SURFACE MOUNT WITH SIDELIGHTS | SLL | | | |
| | 220-240V AC 50-60Hz, FLUSH MOUNT | FL | | | |
| | 24V DC, SURFACE MOUNT | SIL | | | |
| | 24V DC, SURFACE MOUNT WITH SIDELIGHTS | SILL | | | |
| | 24V DC, FLUSH MOUNT | FIL | | | |

Example Code 2874SL 2000 Range | Twin section | 220-240 AC 50-60Hz, Surface Mount
RAL 9016 as standard finish. For more information on colours, please go to the **Finishes Page**.

2874/5 STANDARD SIGN OPTIONS



IP20

6W

230V AC

KG

1.6

24V DC

4k



- EN 60598-1
- EN55015
- EN61547
- EN61000-3-2

CONTROLLED
AREA
X-RAYS

NO ENTRY

34ACR401

ROOM IN USE

DO NOT ENTER

34ACR406

CONTROLLED
AREA

X-RAYS ON

34ACR410

THEATRE
IN USE

NO ENTRY

34ACR414

CONTROLLED
AREA
LASER

NO ENTRY

34ACR402

ROOM IN USE

X-RAYS ON

34ACR407

CONTROLLED
AREA
X-RAYS

DO NOT ENTER

34ACR411

THEATRE
IN USE

DO NOT ENTER

34ACR415

CONTROLLED
AREA
LASER

DO NOT ENTER

34ACR403

X-RAY
IN
USE

34ACR408

CONTROLLED
AREA
LASER

DO NOT ENTER

34ACR412

WARNING
MAGNETIC
FIELD

DO NOT ENTER

34ACR416

CONTROLLED
AREA
X-RAYS

DO NOT ENTER

34ACR404

CUSTOM TEXT

CONTACT SALES