

2NI PRO TWIN SPOT LUMINAIRE

2 X 4.5W LED EMERGENCY LUMINAIRE

Class
1

IP
65

PHILIP
PAYNE

FEATURES

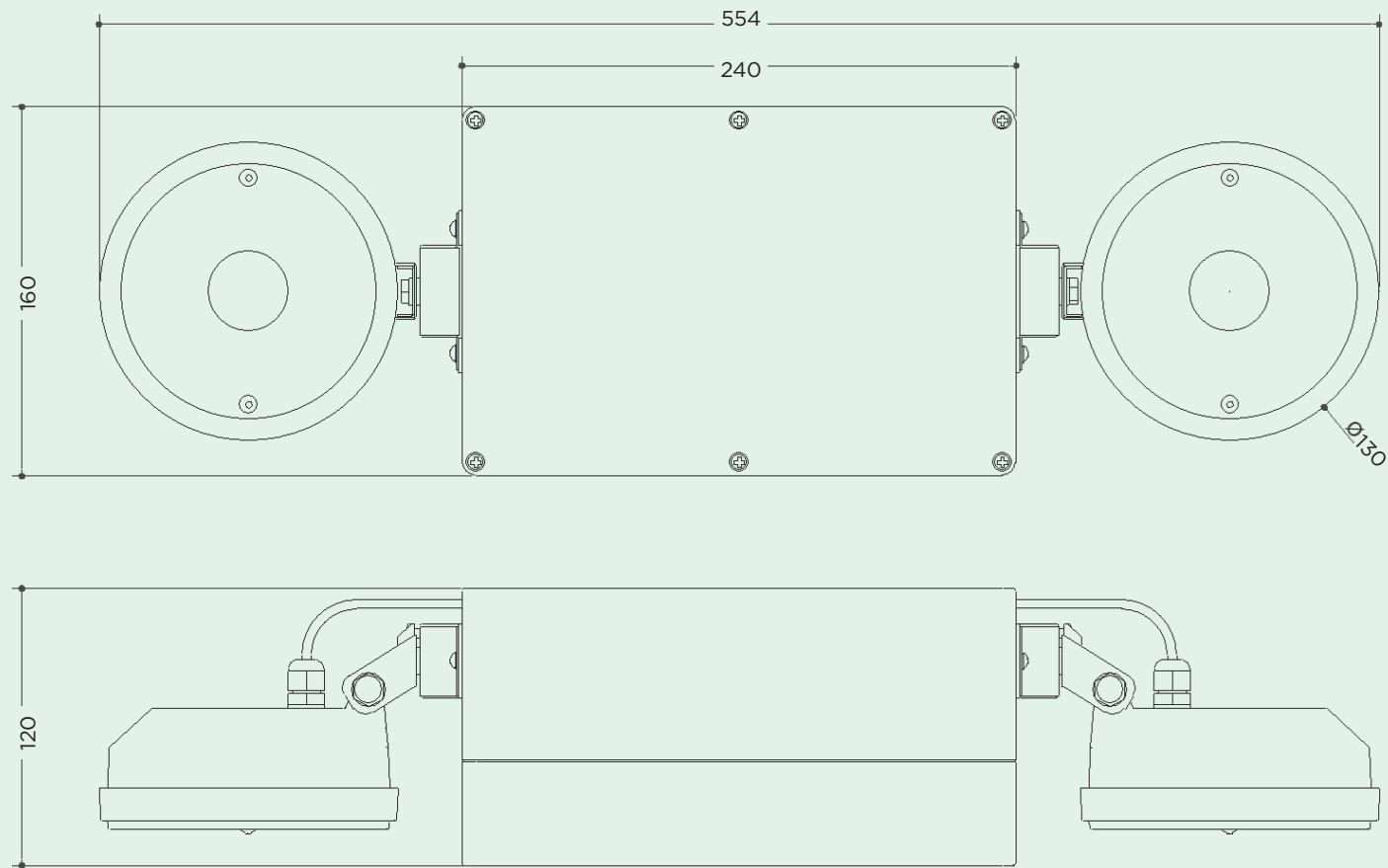
| Model | Features | Supply voltage | Maximum luminaires on a Type B, 10A circuit breaker | Part No. |
|---------------------|-----------|------------------------------------|---|------------------------------|
| DALI | NM3 DALI | 220-240V AC 50/60Hz | 90 Luminaires | AVTNP299DSIP AVTNP639DSIP |
| SPECTO-XT | SPECTO XT | 220-240V AC 50/60Hz | 90 Luminaires | AVTNP299XTIP AVTNP639XTIP |
| CENTRAL SUPPLY | | 220-240V AC 50/60Hz 176-264V DC | 30 Luminaires | AVTNP299LAIP AVTNP639LAIP |
| CENTRAL SUPPLY DALI | DALI | 220-240V AC 50/60Hz 176-264V DC | 30 Luminaires | AVTNP299DAIP AVTNP639DAIP |
| NON MAINTAINED | NM3 | 220-240V AC 50/60Hz | 90 Luminaires | AVTNP299LNIP AVTNP639LNIP |

WARNING



Do not stare at operating lamp. It may be harmful to the eyes.

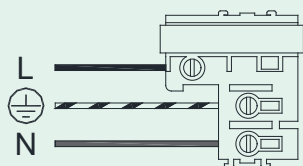
LUMINAIRE DIMENSIONS



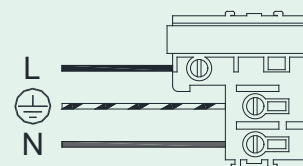
IMPORTANT-SAFETY

Before carrying out any servicing on this luminaire, ensure that the mains supply is fully isolated. Disconnect luminaire before insulation testing of the installation.

SUPPLY CONNECTIONS

CENTRAL SUPPLY, NON MAINTAINED
AND SPECTO XT

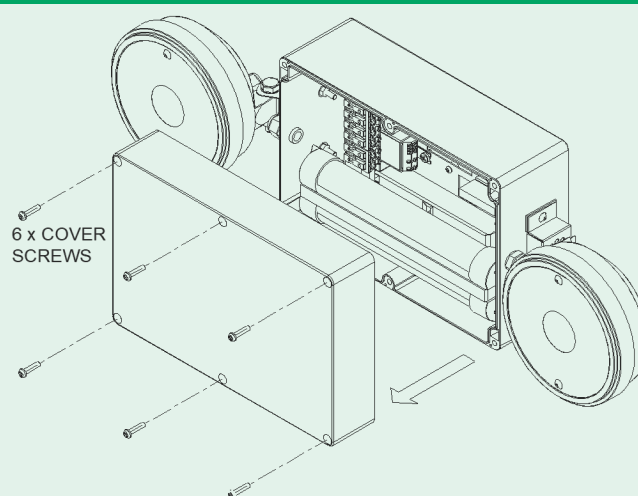
DALI



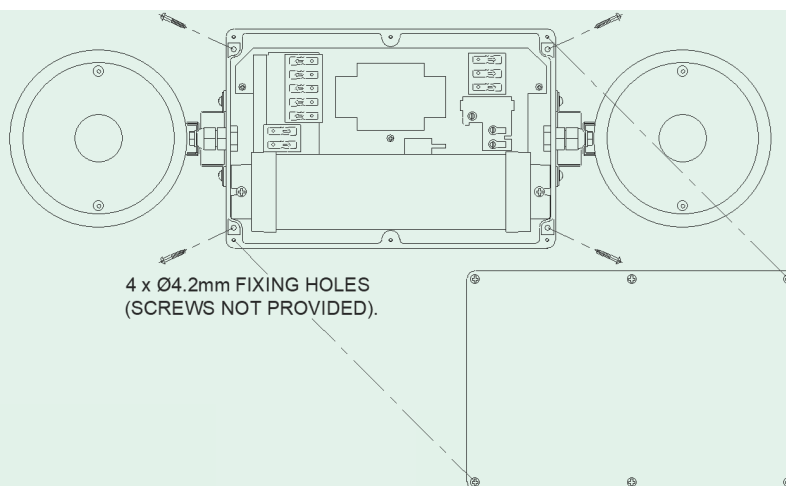
BASIC INSULATION IS MAINTAINED BETWEEN THE LV SUPPLY AND CONTROL CONDUCTORS ON THIS LUMINAIRE.

GENERAL INSTALLATION METHOD

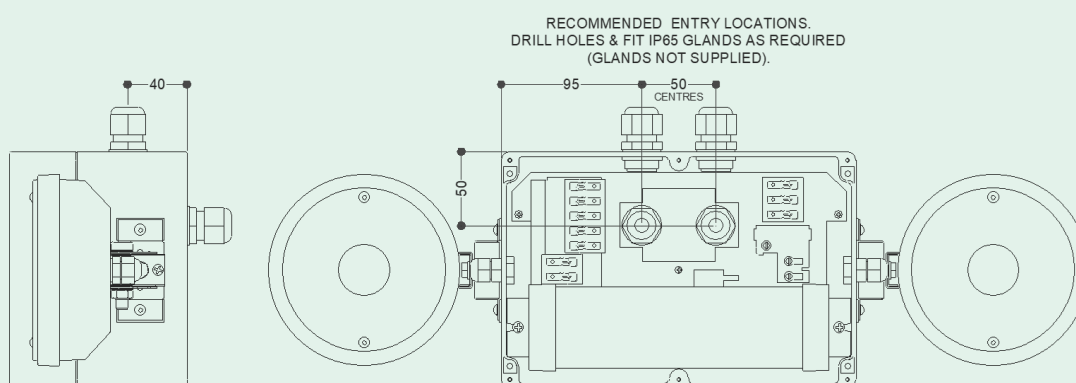
1.



2A.



2B.



LED STATUS INDICATION

| Operation | Led Status |
|---------------------------------------|----------------------------|
| Normal mode | Green LED- ON |
| Commissioning | Green LED- ON |
| Function test | Green LED- Fast Flash |
| Duration test | Green LED- Slow flash |
| Lamp fault/open circuit/short circuit | Red LED - ON |
| Battery fault | Red LED - Slow flash |
| Charge fault/Circuit fault | Red LED - Fast flash |
| Emergency mode | LED OFF |
| Identification | Red/Green LED - Slow flash |

FAULT RECTIFICATION SEQUENCE

| | | | |
|-----------------------------|---|--------------------------------|------------------------------|
| 1.Fault Identification | Slow Red Flash = Battery Fault | Permanent Red = Lamp Fault | Charge Fault |
| 2. Take Remedial Action | Check Lamp/ Replace Lamp | Check Battery/ Replace Battery | Check Module/ Replace Module |
| 3. Reset Unit/ Check Status | Switch Luminaire unswitched mains off / on For Specto-XT use the Specto-XT Programmer to check status of luminaire. | | |
| 4. Automatic Reset | Philip Payne AutoTest automatically resets the module to confirm rectification of fault. The device then reverts to standby mode if the fault has been cleared or returns to fault indication if fault persists. For Specto-XT use the Specto-XT Programmer to initiate function/duration test. The luminaire will pend the test until the battery is sufficiently charged. The test status can be retrieved using the Specto-XT Programmer (please leave at least 60 seconds between test initiation and reading status). | | |

IMPORTANT

To prevent lamp damage and false triggering of fault status please note the following :-

- Ensure LED's are connected correctly to the luminaire prior to applying power.
- Do not interrupt unswitched supply during self-commissioning period.
- Please allow 51 hours for charge, discharge, charge cycle.

IMPORTANT SPECTO-XT INFORMATION

SPECTO-XT LUMINAIRES ARE SUPPLIED WITH RADIO (RF) COMMUNICATIONS DISABLED (AN AMBER LED WILL BLINK ONCE EVERY EIGHT SECONDS WHEN RF IS INHIBITED). SPECTO-XT LUMINAIRES MUST BE COMMISSIONED BY APPROPRIATELY TRAINED PERSONNEL. PLEASE CONTACT PHILIP PAYNE TECHNICAL +44 (0)121 7052384 FOR MORE DETAIL.

GENERAL

- SPECTO-XT ADDS WIRELESS COMMUNICATION TO THE PHILIP PAYNE LIGHTING CONTROL SYSTEMS.
- SPECTO-XT USES 868MHZ WIRELESS MESH TECHNOLOGY TO PROVIDE UNRIVALLED WIRELESS PERFORMANCE (922MHZ AUSTRALASIA).

DEFAULT SETTINGS

- EACH SPECTO-XT LUMINAIRE IS DELIVERED WITHOUT ITS ADDRESSES SET AND RADIO (RF) COMMUNICATIONS DISABLED.
- IT IS IMPORTANT TO SET ADDRESSES CORRECTLY
 - RF TRANSMISSION MUST BE ENABLED FOR SPECTO-XT LUMINAIRES TO COMMUNICATE.

DEFAULT SETTINGS

INSTRUCTIONS

A MAINTAINED LUMINAIRE CAN BE SWITCHED IN THE USUAL WAY WHEN MAINS ARE HEALTHY. UPON MAINS FAILURE THE NOMINATED EMERGENCY LAMP WILL OPERATE AT A REDUCED BRILLIANCE, FOR A PERIOD OF 3 HOURS UNLESS NORMAL MAINS IS RESTORED.

A NON-MAINTAINED LUMINAIRE WILL ONLY OPERATE ON MAINS FAILURE AND THEREFORE NEEDS TO BE FED FROM THE LOCAL LIGHTING CIRCUIT.

THE POWER IS A SET OF RECHARGEABLE NICKEL-CADMIUM / NICKEL METAL HYDRIDE / LITHIUM IRON PHOSPHATE CELLS. ALL THE ELECTRONIC CIRCUITS EMPLOYED HAVE THE ADDED FACILITY OF DEEP DISCHARGE PROTECTION, WHICH WILL PREVENT POSSIBLE DAMAGE TO CELLS CAUSED BY OVER DISCHARGE. THE LUMINAIRE CONTAINS AN AUTOMATIC CHARGING UNIT AND BATTERIES SHOULD BE CHARGED FOR A MINIMUM OF 24 HOURS TO ACHIEVE THE SPECIFIED DISCHARGE PERIOD.

THIS TYPE OF LUMINAIRE IS GENERALLY RESTRICTED TO AN AMBIENT TEMPERATURE RANGE BETWEEN 0°C AND 25°C. MAINS VOLTAGE TOLERANCE IS ±6%.

IMPORTANT

- TO PREVENT FALSE TRIGGERING OF FAULT STATUS PLEASE NOTE THE FOLLOWING:-
- ENSURE THE LIGHT SOURCE IS FITTED CORRECTLY TO THE LUMINAIRE PRIOR TO APPLYING POWER.
 - DO NOT INTERRUPT UNSWITCHED SUPPLY DURING SELF COMMISSIONING PERIOD. PLEASE ALLOW 51 HOURS FOR CHARGE, DISCHARGE AND CHARGE CYCLE.

WHAT IS THE SPECTO-XT EMERGENCY SYSTEM

SPECTO-XT IS THE SAME AS ANY SELF-CONTAINED EMERGENCY LUMINAIRE BUT THE ELECTRONIC MODULE HAS AN INTEGRAL MICROPROCESSOR TO MONITOR AND AUTOMATICALLY TEST. THE NORMAL LED INDICATOR WILL SHOW WHEN FAULTS ARE FOUND. STATUS IS THEN WIRELESSLY TRANSMITTED THROUGH THE SPECTO-XT MESH NETWORK BACK TO THE SPECTO-XT GATEWAY.

PLEASE NOTE :

SPECTO-XT EMERGENCY LUMINAIRES MAY SELF-TEST AT ANY TIME. CONSEQUENTLY, CAUTION SHOULD BE EXERCISED IN SITUATIONS WHERE THIS MAY BE INCONVENIENT (SUCH AS HOTEL ROOMS OR HOSPITAL WARDS). SPECIFIC TESTING TIMES CAN BE SET VIA THE SPECTO-XT WEBSITE (SPECTO-XT GATEWAY REQUIRED).

| Fitting Reference: | | | Installation Date: | | | | Location: | | | |
|--------------------|---------------------|----------------------------|--------------------|----------|----------|----------|-----------|----------|----------|----------|
| MONTH | TEST | EXAMPLE | 1ST YEAR | 2ND YEAR | 3RD YEAR | 4TH YEAR | 5TH YEAR | 6TH YEAR | 7TH YEAR | 8TH YEAR |
| | 1. Functional | PASSED | | | | | | | | |
| | 2. Functional | PASSED | | | | | | | | |
| | 3. Functional | PASSED | | | | | | | | |
| | 4. Functional | PASSED | | | | | | | | |
| | 5. Functional | PASSED | | | | | | | | |
| | 6. Functional | PASSED | | | | | | | | |
| | 7. Functional | FAILED- REPLACED LAMP HEAD | | | | | | | | |
| | 8. Functional | PASSED | | | | | | | | |
| | 9. Functional | PASSED | | | | | | | | |
| | 10. Functional | FAILED- REPLACED BATTERY | | | | | | | | |
| | 11. Functional | PASSED | | | | | | | | |
| | 12. 3-Hour Duration | PASSED | | | | | | | | |

Each month, or more frequently if a fault is identified, we recommend the installation is checked for status of L.E.D.'s. Corrective action if necessary should be taken and recorded on the above form.

Follow good practice as laid down in relevant legislation such as BS 5266.

TO RESET AFTER A FAULT - SWITCH LUMINAIRE UNSWITCHED
MAINS OFF / ON.
SLOW RED LED FLASHING = BATTERY FAULT
PERMANENT RED LED = LAMP FAULT

CLEANING INSTRUCTIONS



INFORMATION

Operation and Maintenance

Suitable for indoor use.

Ambient temperature 25°C.

Continual operation at mains voltages in excess of the rated voltage will reduce LED and expected gear life.

This luminaire uses plastic components in its construction and when installed in environments containing chemicals, degradation may occur.

Operation outside intended / stated parameters may cause a hazard, and in an extreme case, for example water ingress to electronic circuits, may cause a fire.

Please contact our Technical Department for advice.

Modifications

Philip Payne products should not be modified.

Any modification may render the product unsafe and will invalidate any Safety/Approval marks.

Philip Payne will not accept any responsibility for any modified products or for any damage caused as a result of their modification.

Monthly and Annual Tests

Monthly and Annual tests should be carried out in accordance with BS EN 50172:2004, 7.2.

Testing can be carried out by using a sub circuit isolator or by switching off the lighting circuit at the circuit breaker (not for AutoTest or DALI versions).

Battery pack shall be replaced if the specified 3 hour duration is not met.

For replacement battery pack contact Philip Payne Ltd.

The light source contained in this luminaire shall only be replaced by the manufacturer or his service agent or a similar qualified person.



Philip Payne Ltd, Thornhill House, Thornhill Road, Solihull, B91 2HB
+44 (0)121 705 2384 | mail@philippayne.co.uk | www.philippayne.co.uk

