

SPRITE 870 SERIES

Emergency Downlighter Surface Ceiling

Class
1

IP
20

IP
65*

PHILIP
PAYNE

FEATURES

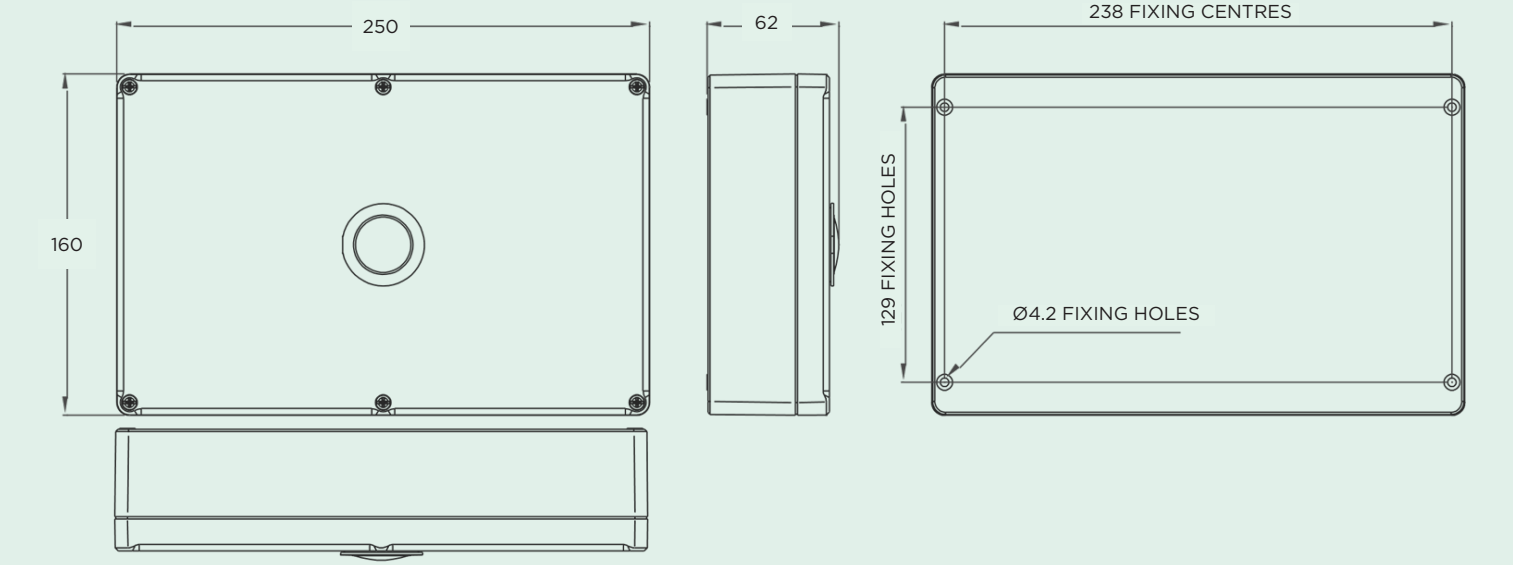
| Model | Downlighter features | Supply voltage | Maximum luminaires on a Type B, 10A circuit breaker | Part No. |
|---------------------|----------------------|---------------------------------------|---|-------------------------|
| Non-Maintained | NM3 | 220-240V AC 50/60 Hz | 90 Luminaires | SPRT870LN SPRP870LN* |
| Self Test | NM3 AutoTest | 220-240V AC 50/60 Hz | 90 Luminaires | SPRT870YS SPRP870YS* |
| DALI | NM3 DALI | 220-240V AC 50/60 Hz | 90 Luminaires | SPRT870DS SPRP870DS* |
| Central Supply | | 220-240V AC 50/60 Hz 176-264V DC | 30 Luminaires | SPRT870LA SPRP870LA* |
| Central Supply DALI | DALI | 220-240V AC 50/60 Hz 176 - 280V DC | 30 Luminaires | SPRT870DA SPRP870DA* |

WARNING

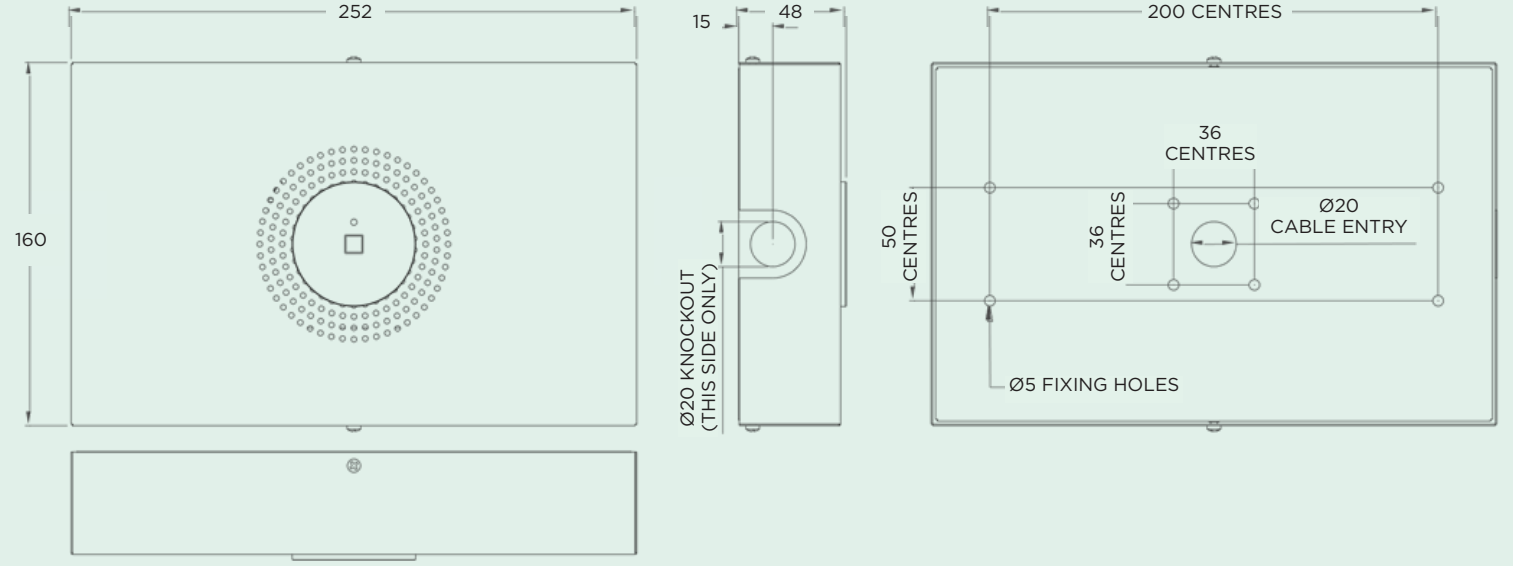


Do not stare at operating lamp. It may be harmful to the eyes.

LUMINAIRE DIMENSIONS- IP RATED VERSION



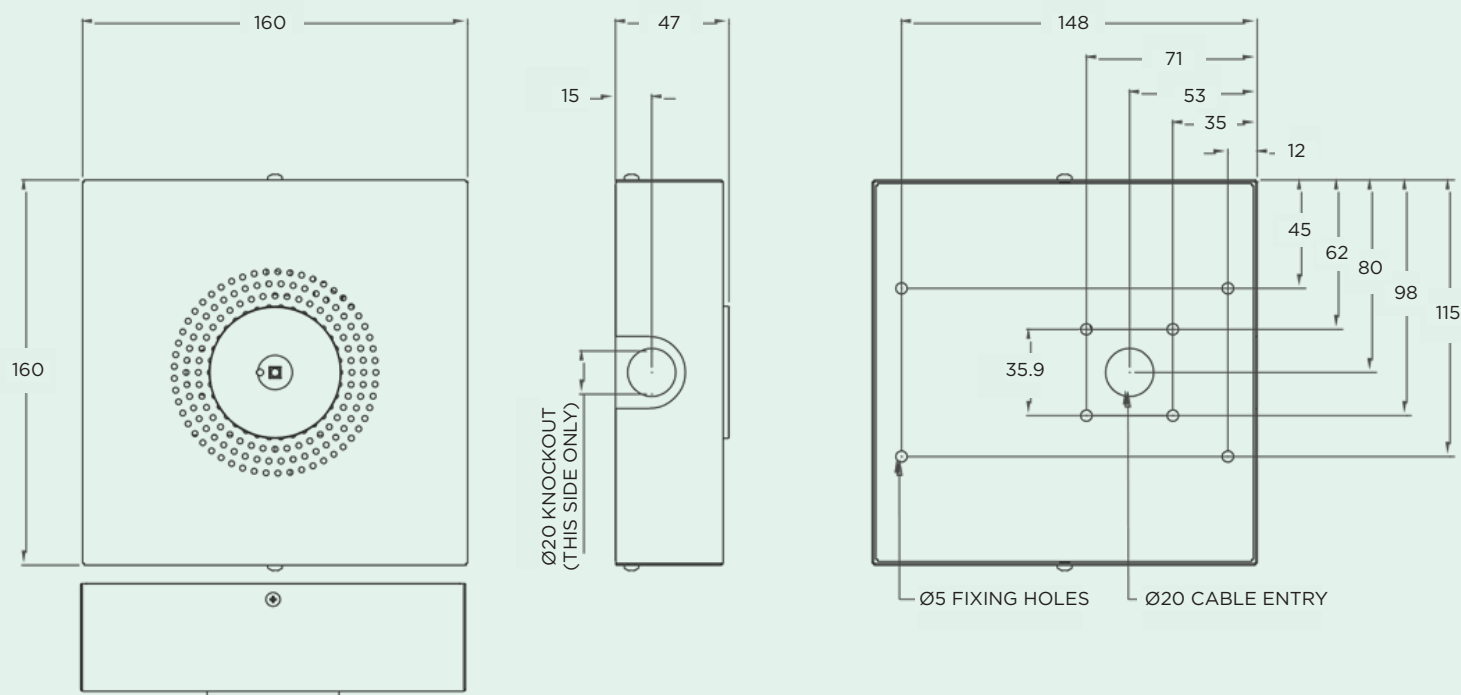
LUMINAIRE DIMENSIONS- NON-MAINTAINED, SELF TEST AND DALI



IMPORTANT-SAFETY

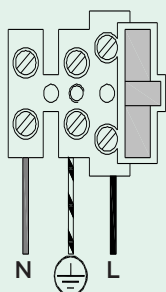
Before carrying out any servicing on this luminaire, ensure that the mains supply is fully isolated. Disconnect luminaire before insulation testing of the installation.

LUMINAIRE DIMENSIONS- CENTRAL SUPPLY AND CENTRAL SUPPLY DALI

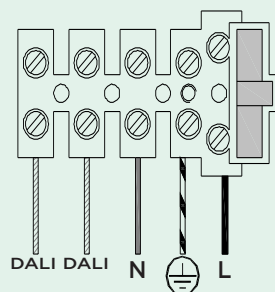


SUPPLY CONNECTIONS

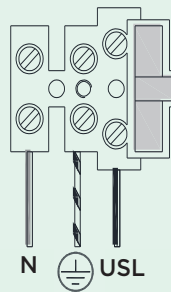
CENTRAL SUPPLY



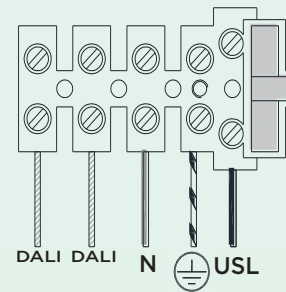
CENTRAL SUPPLY DALI



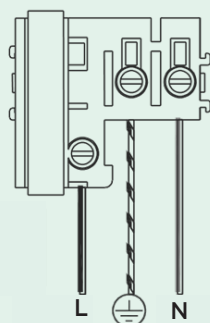
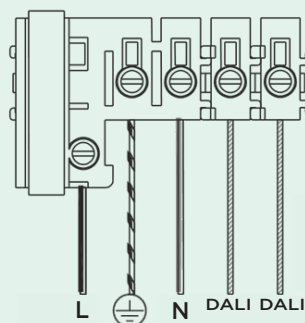
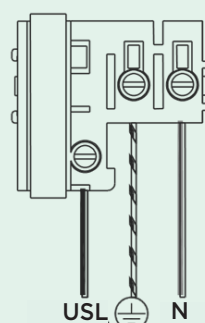
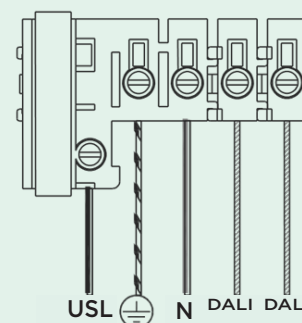
SELF TEST



DALI

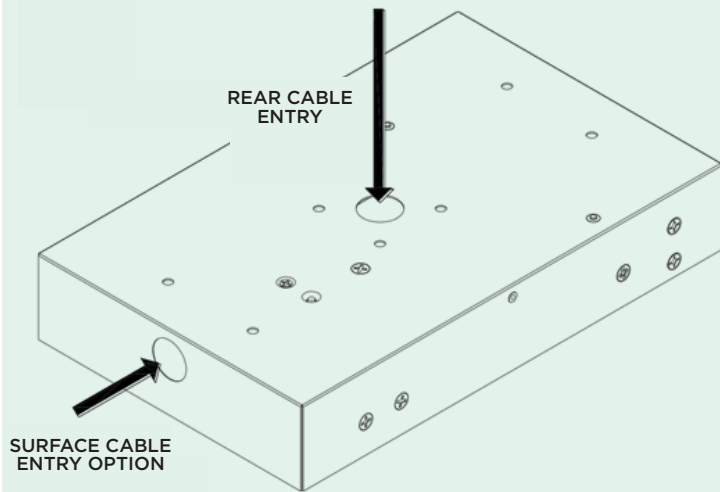


BASIC INSULATION IS MAINTAINED BETWEEN THE LV SUPPLY AND CONTROL CONDUCTORS ON THIS LUMINAIRE.

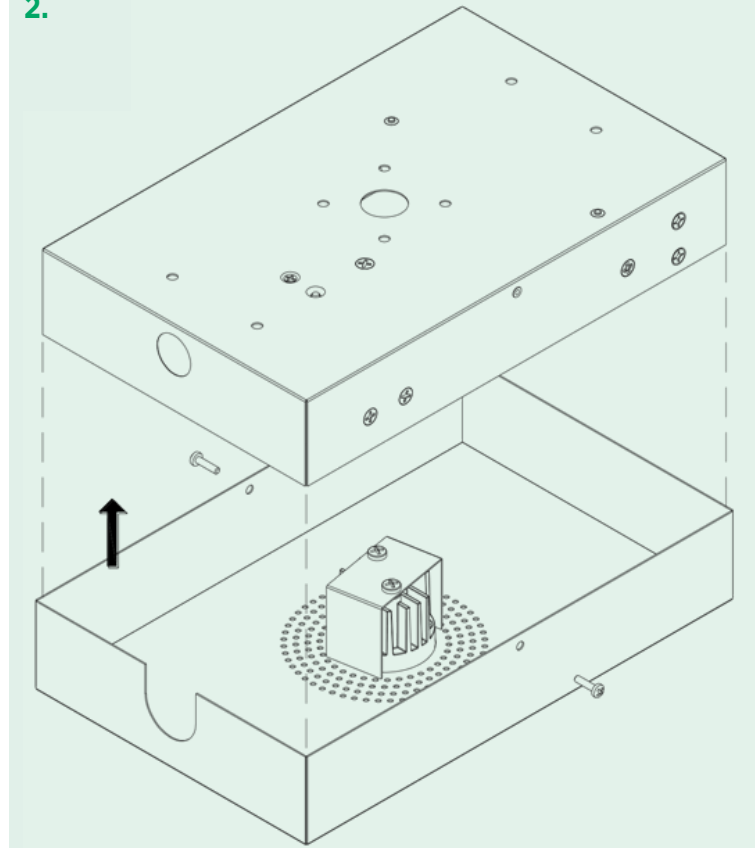
CENTRAL SUPPLY
(IP RATED)CENTRAL SUPPLY DALI
(IP RATED)SELF TEST
(IP RATED)DALI
(IP RATED)

GENERAL INSTALLATION METHOD- NON-MAINTAINED, SELF TEST AND DALI

1.

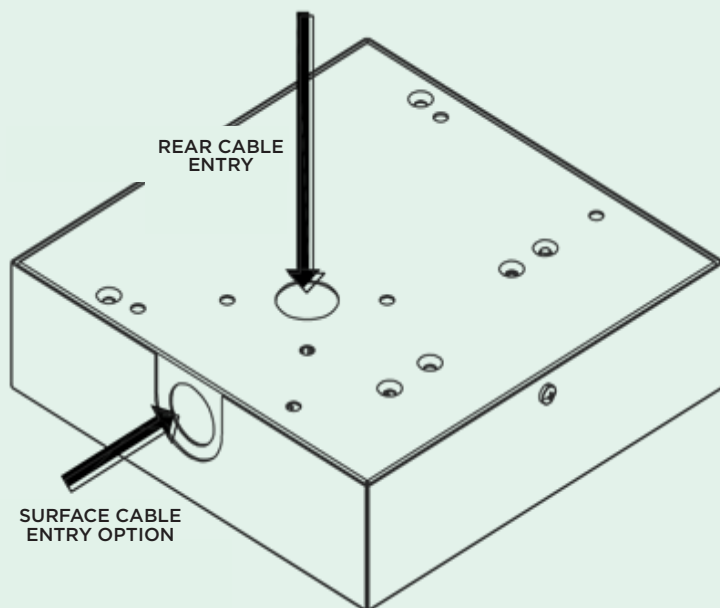


2.

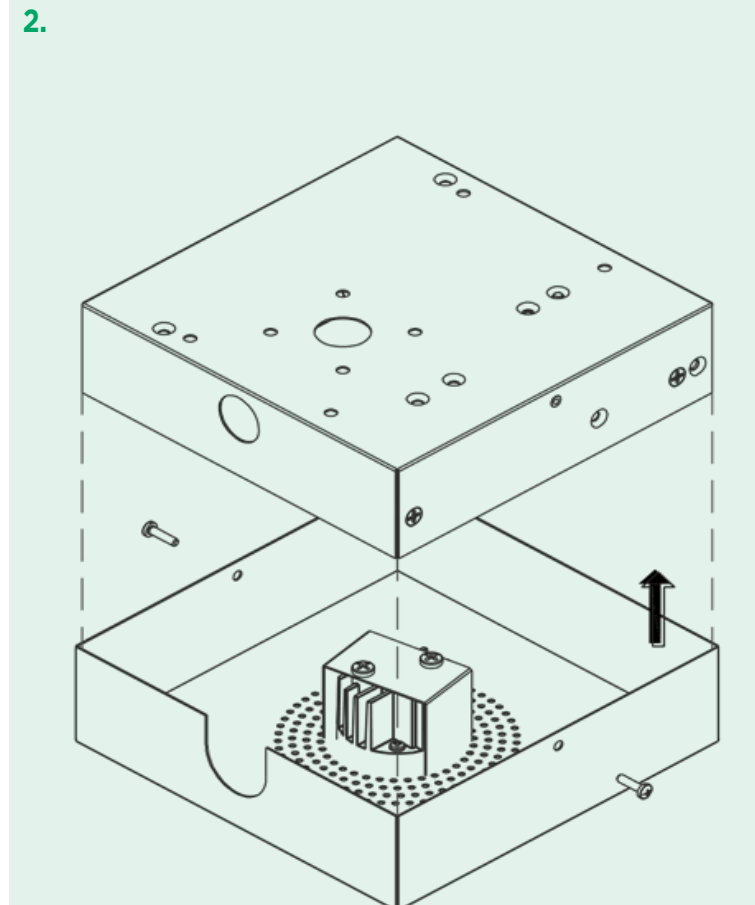


GENERAL INSTALLATION METHOD- CENTRAL SUPPLY AND CENTRAL SUPPLY DALI

1.



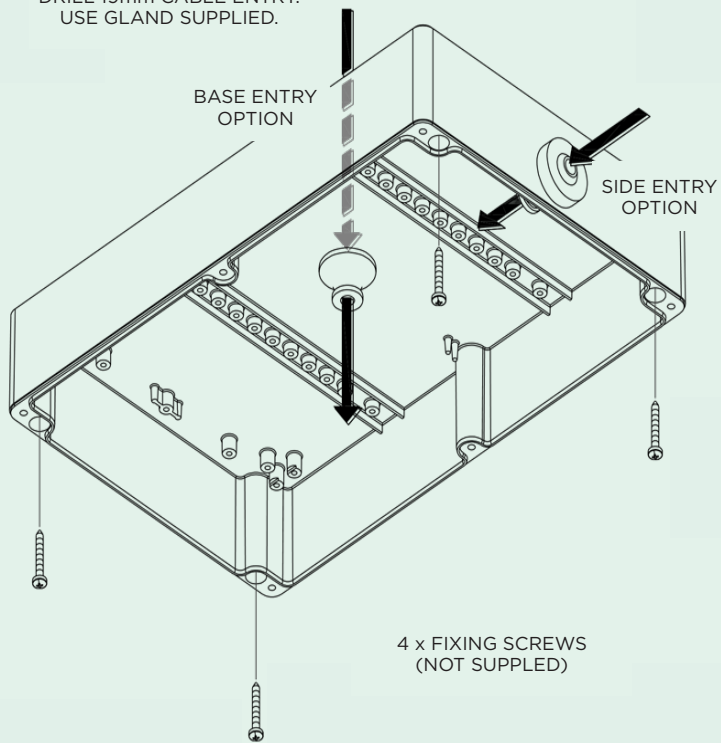
2.



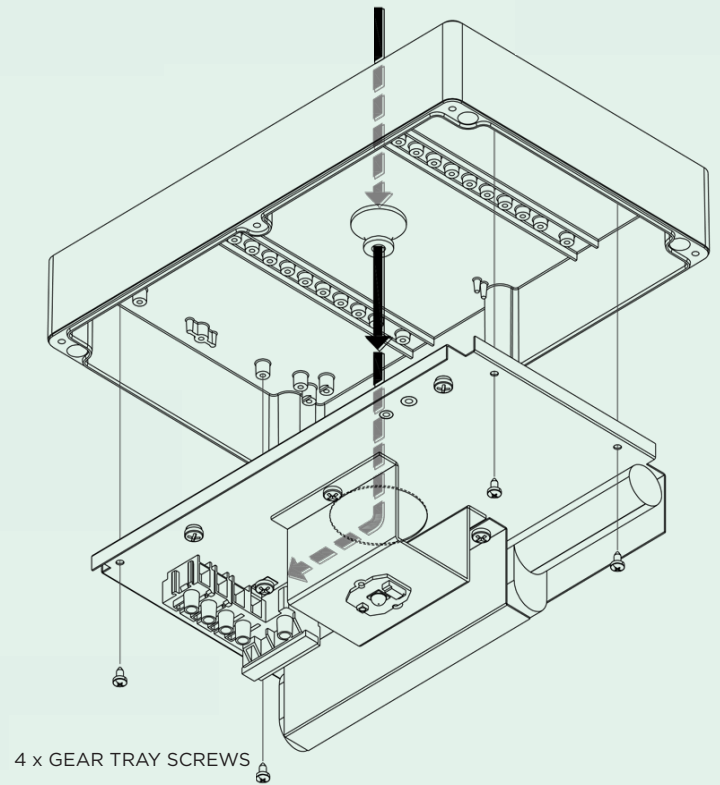
GENERAL INSTALLATION METHOD- IP RATED VERSION

1.

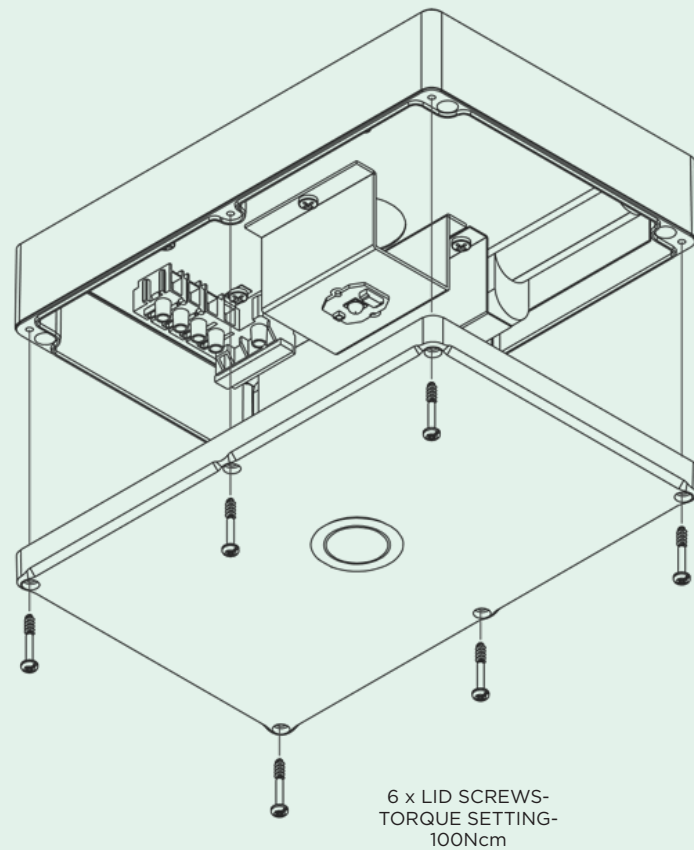
DRILL 19mm CABLE ENTRY.
USE GLAND SUPPLIED.



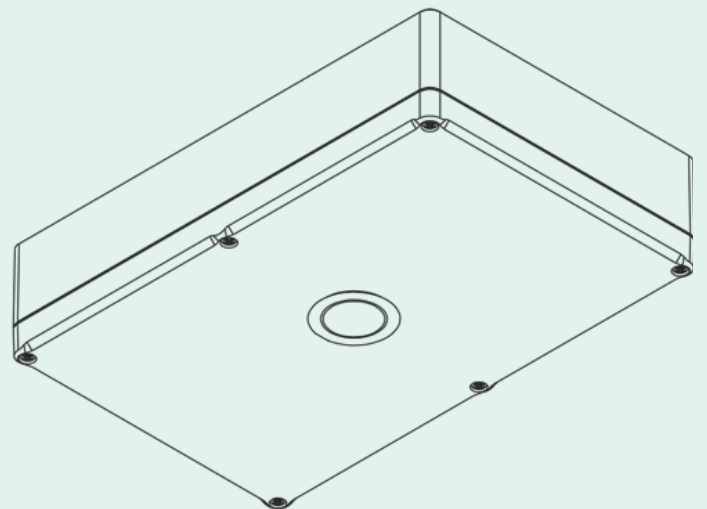
2.



3.



4.



LED STATUS INDICATION

| Operation | Led Status |
|---------------------------------------|----------------------------|
| Normal mode | Green LED- ON |
| Commissioning | Green LED- ON |
| Function test | Green LED- Fast Flash |
| Duration test | Green LED- Slow flash |
| Lamp fault/open circuit/short circuit | Red LED - ON |
| Battery fault | Red LED - Slow flash |
| Charge fault/Circuit fault | Red LED - Fast flash |
| Emergency mode | LED OFF |
| Identification | Red/Green LED - Slow flash |

FAULT RECTIFICATION SEQUENCE

| | | | |
|-------------------------|--|--------------------------------|------------------------------|
| 1.Fault Identification | Slow Red Flash = Battery Fault | Permanent Red = Lamp Fault | Charge Fault |
| 2. Take Remedial Action | Check Lamp/ Replace Lamp | Check Battery/ Replace Battery | Check Module/ Replace Module |
| 3. Reset Unit | Switch Luminaire unswitched mains off / on | | |
| 4. Automatic Reset | Philip Payne AutoTest automatically resets the module to confirm rectification of fault. The device then reverts to standby mode if the fault has been cleared or returns to fault indication if fault persists. | | |

IMPORTANT

To prevent lamp damage and false triggering of fault status please note the following :-

- Ensure LED's are connected correctly to the luminaire prior to applying power.
- Do not interrupt unswitched supply during self-commissioning period.
- Please allow 51 hours for charge, discharge, charge cycle.


| Fitting Reference: | | | Installation Date: | | | | Location: | | | |
|--------------------|---------------------|----------------------------|--------------------|----------|----------|----------|-----------|----------|----------|----------|
| MONTH | TEST | EXAMPLE | 1ST YEAR | 2ND YEAR | 3RD YEAR | 4TH YEAR | 5TH YEAR | 6TH YEAR | 7TH YEAR | 8TH YEAR |
| | 1. Functional | PASSED | | | | | | | | |
| | 2. Functional | PASSED | | | | | | | | |
| | 3. Functional | PASSED | | | | | | | | |
| | 4. Functional | PASSED | | | | | | | | |
| | 5. Functional | PASSED | | | | | | | | |
| | 6. Functional | PASSED | | | | | | | | |
| | 7. Functional | FAILED- REPLACED LAMP HEAD | | | | | | | | |
| | 8. Functional | PASSED | | | | | | | | |
| | 9. Functional | PASSED | | | | | | | | |
| | 10. Functional | FAILED- REPLACED BATTERY | | | | | | | | |
| | 11. Functional | PASSED | | | | | | | | |
| | 12. 3-Hour Duration | PASSED | | | | | | | | |

Each month, or more frequently if a fault is identified, we recommend the installation is checked for status of L.E.D.'s. Corrective action if necessary should be taken and recorded on the above form.

Follow good practice as laid down in relevant legislation such as BS 5266.

TO RESET AFTER A FAULT - SWITCH LUMINAIRE UNSWITCHED
MAINS OFF / ON.
SLOW RED LED FLASHING = BATTERY FAULT
PERMANENT RED LED = LAMP FAULT

CLEANING INSTRUCTIONS



INFORMATION

Operation and Maintenance

Continual operation at mains voltages in excess of the rated voltage will reduce LED and expected gear life.

This luminaire uses plastic components in its construction and when installed in environments containing chemicals, degradation may occur.

Operation outside intended / stated parameters may cause a hazard, and in an extreme case, for example water ingress to electronic circuits, may cause a fire.

Please contact our Technical Department for advice.

Modifications

Philip Payne products should not be modified.

Any modification may render the product unsafe and will invalidate any Safety/Approval marks.

Philip Payne will not accept any responsibility for any modified products or for any damage caused as a result of their modification.

Monthly and Annual Tests

Monthly and Annual tests should be carried out in accordance with BS EN 50172:2004, 7.2.

Testing can be carried out by using a sub circuit isolator or by switching off the lighting circuit at the circuit breaker (not for AutoTest or DALI versions).

Battery pack shall be replaced if the specified 3 hour duration is not met.

For replacement battery pack contact Philip Payne Ltd.

The light source contained in this luminaire shall only be replaced by the manufacturer or his service agent or a similar qualified person.



Philip Payne Ltd, Thornhill House, Thornhill Road, Solihull, B91 2HB
 +44 (0)121 705 2384 | mail@philippayne.co.uk | www.philippayne.co.uk

