

## INSTRUCTIONS FOR CONVERSION FROM TUNGSTEN TO LED

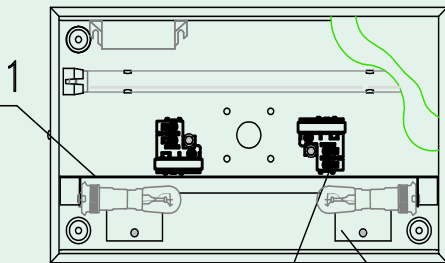
**ENSURE MAINS IS FULLY ISOLATED AND REMOVE COVER ASSEMBLY**

1. WITH THE MAINS ISOLATED CUT THE CABLES TO THE LEFT HAND SBC LAMPHOLDER NEAR TO THE GROMMET. THESE WILL BE USED TO CONNECT INTO THE LED GEAR TRAY
2. REMOVE THE WIRING TO THE RIGHT HAND SBC LAMPHOLDER FROM THE FUSED TERMINAL BLOCK.
3. UNSCREW AND REMOVE THE GEARTRAY. KEEP THE M4 X 6MM SCREWS.
4. FIX THE LED REFLECTOR INTO POSITION USING THE 2 OFF M4 X 6MM SCREWS.
5. WIRE INTO THE REFLECTOR TERMINAL BLOCK USING THE WIRES FROM "1" ENSURING THE POLARITY. CONNECT THE EARTH CABLE INTO THE EARTH TERMINAL IN THE FUSED TERMINAL BLOCK.
6. REFIT COVER AND APPLY MAINS TO TEST.

**WARNING**

Do not stare at operating lamp. It may be harmful to the eyes.

WITH THE MAINS ISOLATED CUT THE CABLES TO THE LEFT HAND SBC LAMP HOLDER NEAR TO THE GROMMET. THESE WILL BE USED TO CONNECT INTO THE LED GEAR TRAY

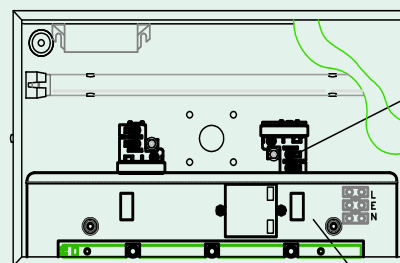


REMOVE THE WIRING TO THE RIGHT HAND SBC LAMP HOLDER FROM THE FUSED TERMINAL BLOCK

2

3

UNSCREW & REMOVE THE GEARTRAY. KEEP THE M4 x 6mm SCREWS



4

FIX LED REFLECTOR ASSEMBLY INTO POSITION USING 2 off M4x6mm SCREWS


WIRE INTO THE REFLECTOR TERMINAL BLOCK USING THE WIRES FROM "1" ENSURING POLARITY. CONNECT THE EARTH CABLE INTO THE EARTH TERMINAL IN THE FUSED TERMINAL BLOCK

5

**IMPORTANT-SAFETY**

Before carrying out any servicing on this luminaire, ensure that the mains supply is fully isolated. Disconnect luminaire before insulation testing of the installation.

## CLEANING INSTRUCTIONS



## INFORMATION

**Operation and Maintenance**

Continual operation at mains voltages in excess of the rated voltage will reduce LED and expected gear life.

This luminaire uses plastic components in its construction and when installed in environments containing chemicals, degradation may occur.

Please contact our Technical Department for advice.

**Modifications**

Philip Payne products should not be modified.

Any modification may render the product unsafe and will invalidate any Safety/Approval marks.

Philip Payne will not accept any responsibility for any modified products or for any damage caused as a result of their modification.

**Monthly and Annual Tests**

Monthly and Annual tests should be carried out in accordance with BS EN 50172:2004, 7.2.

Testing can be carried out by using a sub circuit isolator or by switching off the lighting circuit at the circuit breaker (not for AutoTest or DALI versions).

The light source contained in this luminaire shall only be replaced by the manufacturer or his service agent or a similar qualified person.



Philip Payne Ltd, Thornhill House, Thornhill Road, Solihull, B91 2HB  
+44 (0)121 705 2384 | mail@philippayne.co.uk | www.philippayne.co.uk

