

Emergency Downlighter Surface Ceiling

IP20

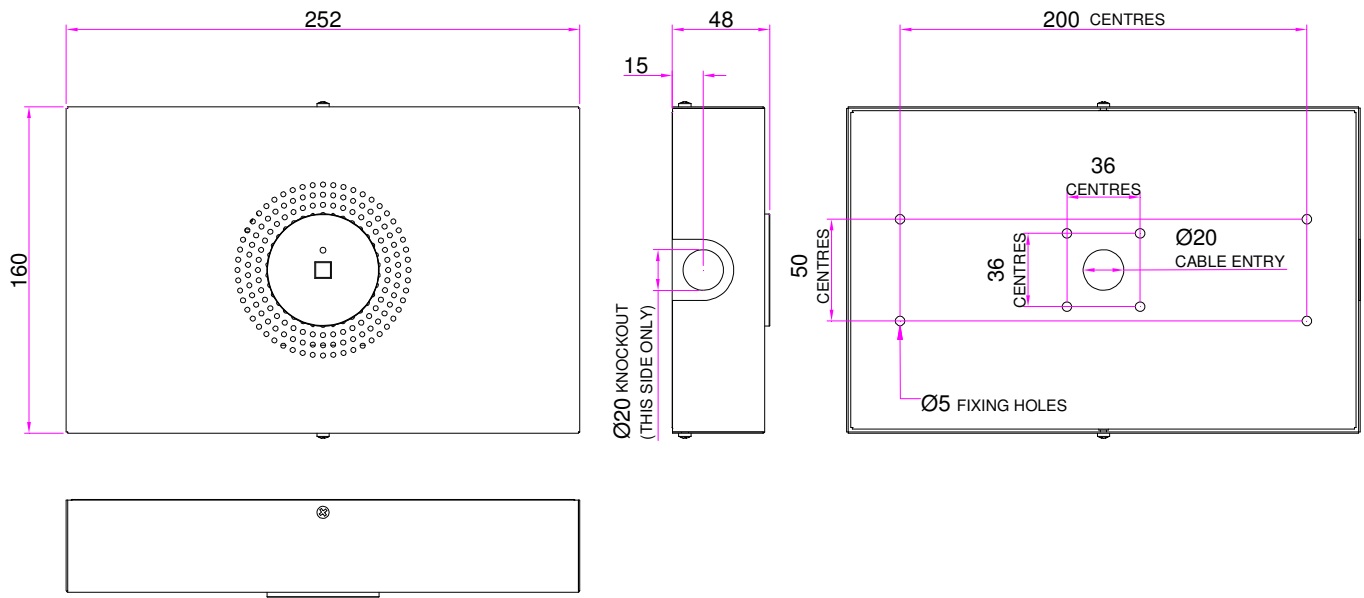
Class 1



SPRITE 870 Series

Downlighter features	Supply voltage	Maximum luminaires on a Type B, 10A circuit breaker	Part No.
NM3	220-240V AC 50/60 Hz	90 luminaires	SPRT870LN
NM3 AutoTest	220-240V AC 50/60 Hz	90 luminaires	SPRT870YS
NM3 DALI	220-240V AC 50/60 Hz	90 luminaires	SPRT870DS

Dimensions



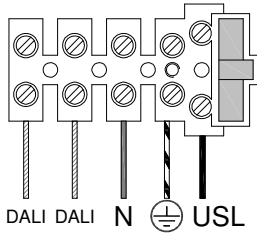
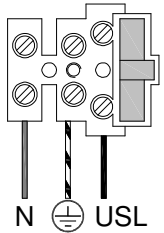
Do not stare at operating lamp.
It may be harmful to the eyes.

Connections

NM3

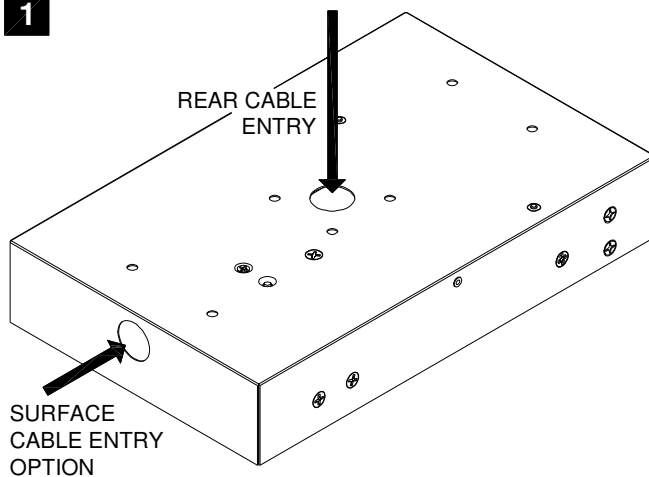
AutoTest

DALI

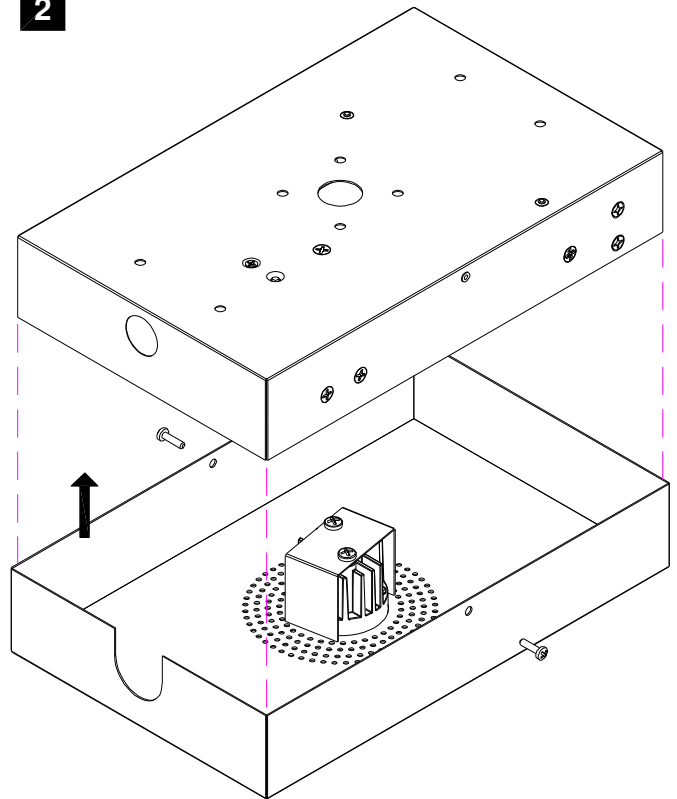


Installation Method

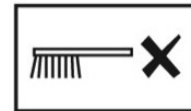
1



2



Cleaning Instructions



Operation and Maintenance

Continual operation at mains voltages in excess of the rated voltage will reduce LED and expected gear life.

This luminaire uses plastic components in its construction and when installed in environments containing chemicals, degradation may occur. Please contact our Technical Department for advice.

Modifications

Philip Payne products should not be modified.

Any modification may render the product unsafe and will invalidate any Safety/Approval marks.

Philip Payne will not accept any responsibility for any modified products or for any damage caused as a result of their modification.

Monthly and Annual Tests

Monthly and Annual tests should be carried out in accordance with BS EN 50172:2004, 7.2.

Testing can be carried out by using a sub circuit isolator or by switching off the lighting circuit at the circuit breaker (not for AutoTest or DALI versions).

Battery pack shall be replaced if the specified 3 hour duration is not met.

For replacement battery pack contact Philip Payne Ltd.

The light source of this luminaire is not replaceable; when the light source reaches its end of life the whole luminaire shall be replaced.

Important-Safety

**Before carrying out any servicing on this luminaire, ensure that the mains supply is fully isolated.
Disconnect luminaire before insulation testing of the installation.**



Philip Payne Ltd

A SUBSIDIARY OF F.W. THORPE PLC
Thornhill Road, Solihull, B91 2HB, England.

Tel: 0121 705 2384

Fax: 0121 711 2469

e-mail: mail@philippayne.co.uk

Website: http://www.philippayne.co.uk

Philip Payne Ltd registered in England No. 1361523



ISO9001
FM55077



21LFT053_3

Emergency Downlighter Surface Ceiling

IP20

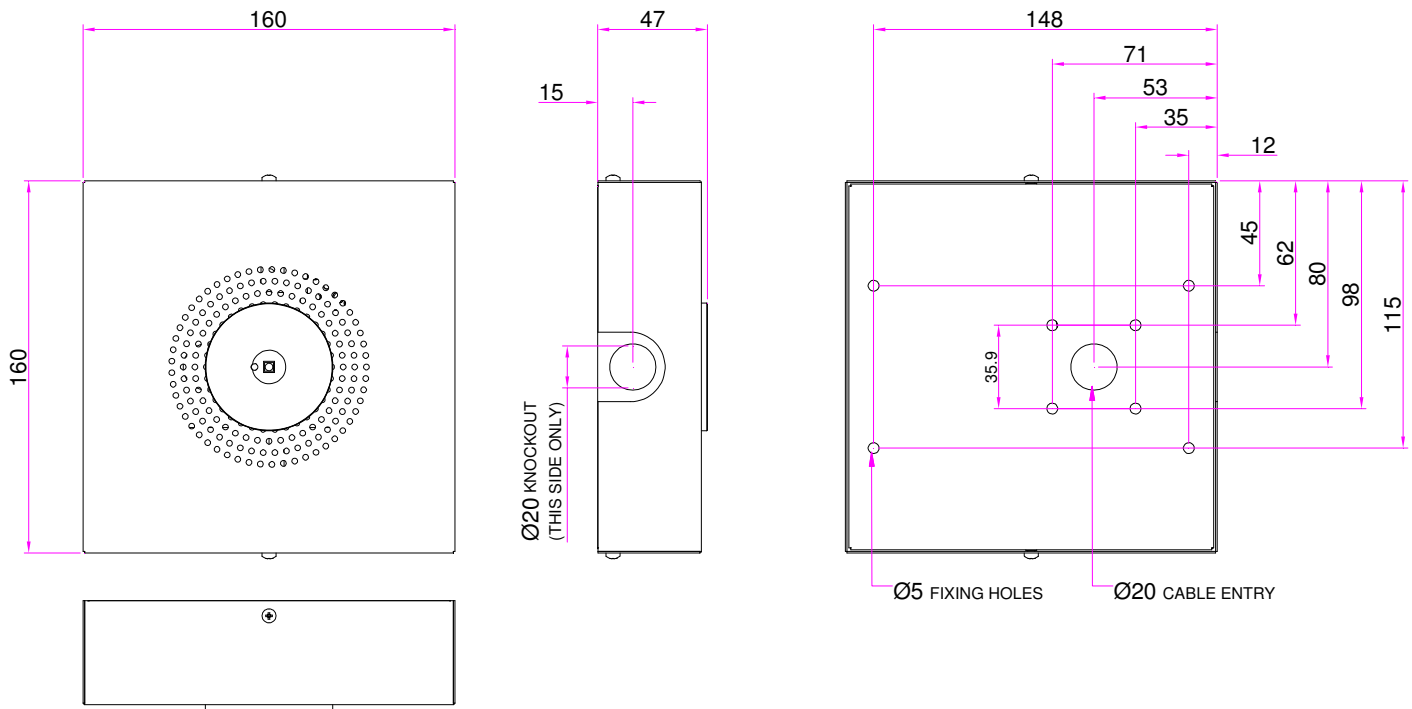
Class 1



SPRITE 870 Series

Downlighter features	Supply voltage	Maximum luminaires on a Type B, 10A circuit breaker	Part No.
	110-240V AC 50/60 Hz 176-280V DC	30 luminaires	SPRT870DA
	198-264V AC 50/60 Hz 176-264V DC	30 luminaires	SPRT870LA

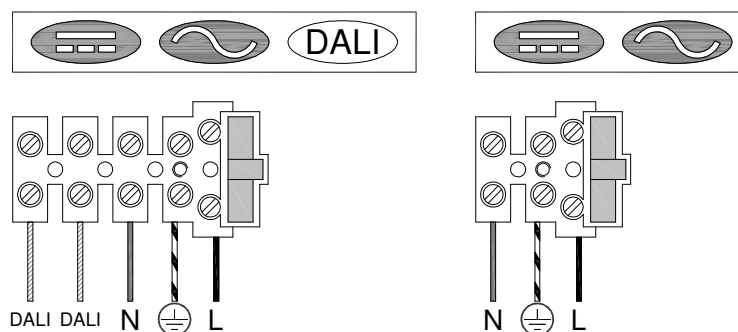
Dimensions





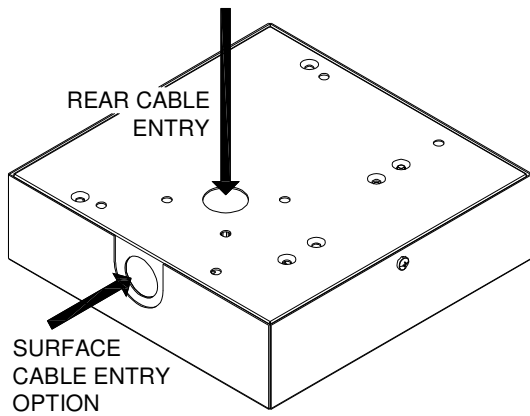
Do not stare at operating lamp.
It may be harmful to the eyes.

Connections

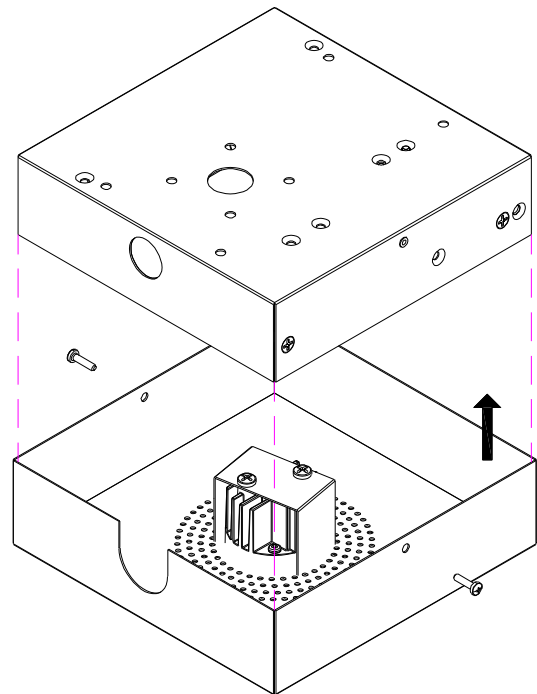


Installation Method

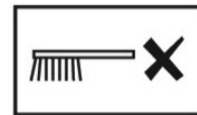
1



2



Cleaning Instructions



Operation and Maintenance

Continual operation at mains voltages in excess of the rated voltage will reduce LED and expected gear life.

This luminaire uses plastic components in its construction and when installed in environments containing chemicals, degradation may occur.

Please contact our Technical Department for advice.

Modifications

Philip Payne products should not be modified.

Any modification may render the product unsafe and will invalidate any Safety/Approval marks.

Philip Payne will not accept any responsibility for any modified products or for any damage caused as a result of their modification.

Monthly and Annual Tests

Monthly and Annual tests should be carried out in accordance with BS EN 50172:2004, 7.2.

Testing can be carried out by using a sub circuit isolator or by switching off the lighting circuit at the circuit breaker (not for AutoTest or DALI versions).

Battery pack shall be replaced if the specified 3 hour duration is not met.

For replacement battery pack contact Philip Payne Ltd.

The light source of this luminaire is not replaceable; when the light source reaches its end of life the whole luminaire shall be replaced.

Important-Safety

Before carrying out any servicing on this luminaire, ensure that the mains supply is fully isolated.

Disconnect luminaire before insulation testing of the installation.



Philip Payne Ltd

A SUBSIDIARY OF F.W. THORPE PLC
Thornhill Road, Solihull, B91 2HB, England.

Tel: 0121 705 2384

Fax: 0121 711 2469

e-mail: mail@philippayne.co.uk

Website: http://www.philippayne.co.uk

Philip Payne Ltd registered in England No. 1361523



ISO9001
FM55077









21LFT065_1

Emergency Downlighter Surface Ceiling


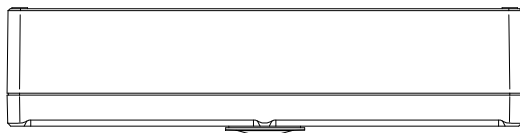
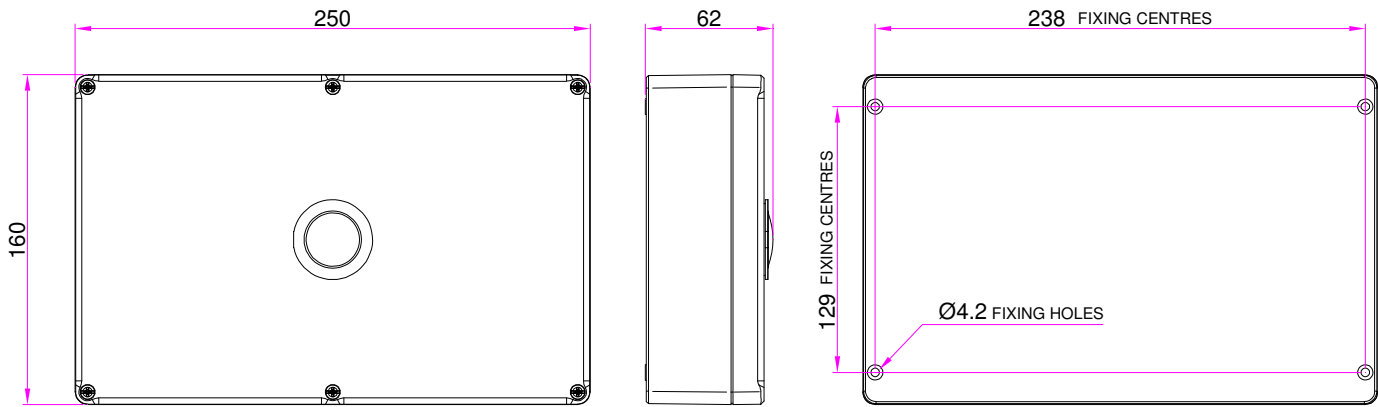
IP6X

Class 1 

SPRITE 870 Series

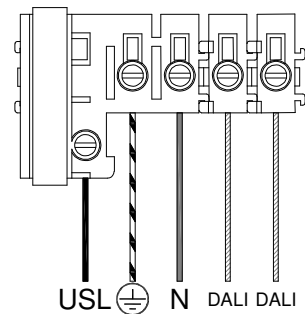
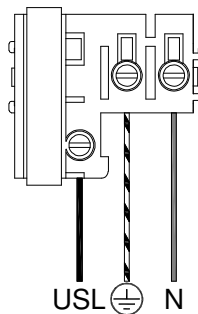
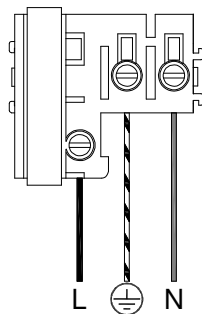
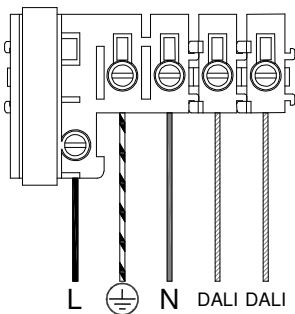

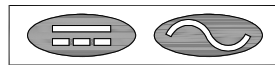
Downlighter features	Supply voltage	Maximum luminaires on a Type B, 10A circuit breaker	Part No.
  DALI	110-240V AC 50/60 Hz 176-280V DC	30 luminaires	SPRP870DA
 	198-264V AC 50/60 Hz 176-264V DC	30 luminaires	SPRP870LA
 NM3	220-240V AC 50/60 Hz	90 luminaires	SPRP870LN
 NM3 AutoTest	220-240V AC 50/60 Hz	90 luminaires	SPRP870YS
 NM3 	220-240V AC 50/60 Hz	90 luminaires	SPRP870DS

Dimensions



Do not stare at operating lamp.
It may be harmful to the eyes.

Connections

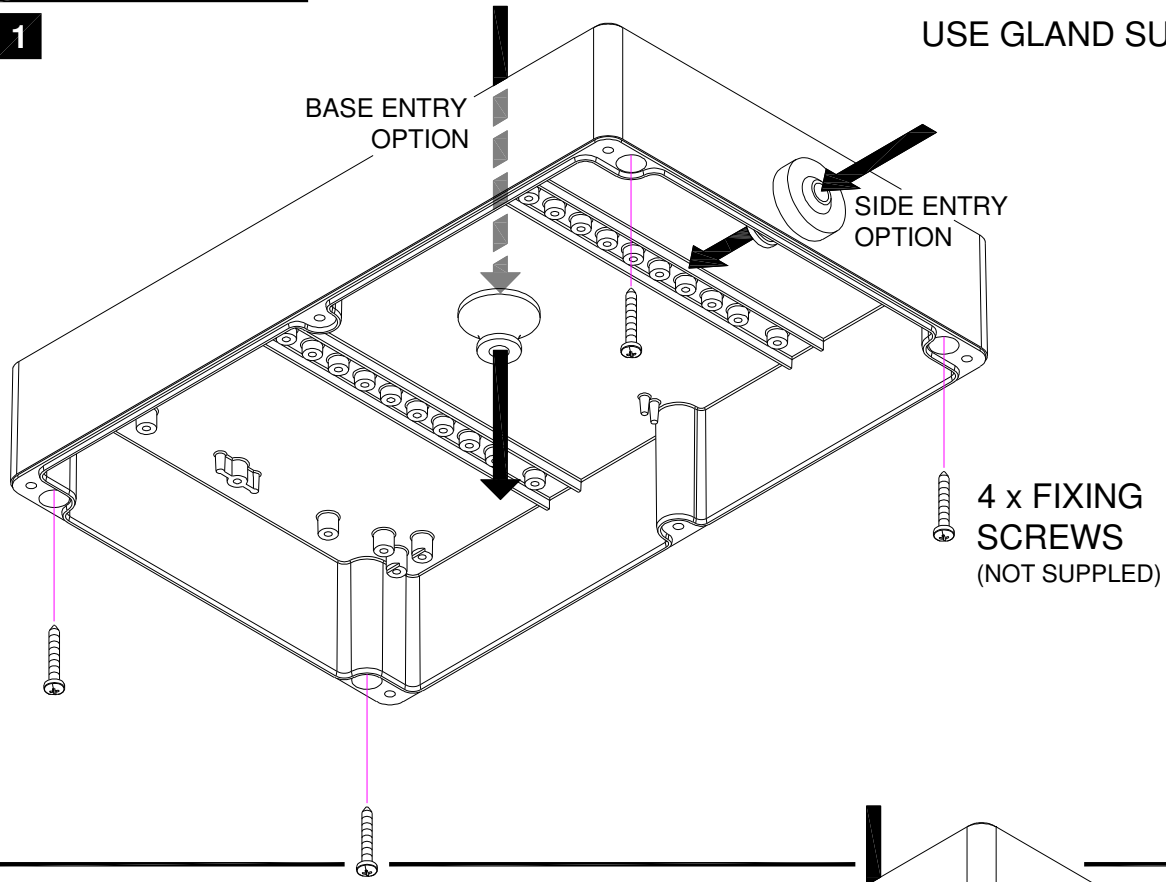


NOTICE TO CONTRACTOR - PLEASE PASS THIS LEAFLET TO THE END-USER.

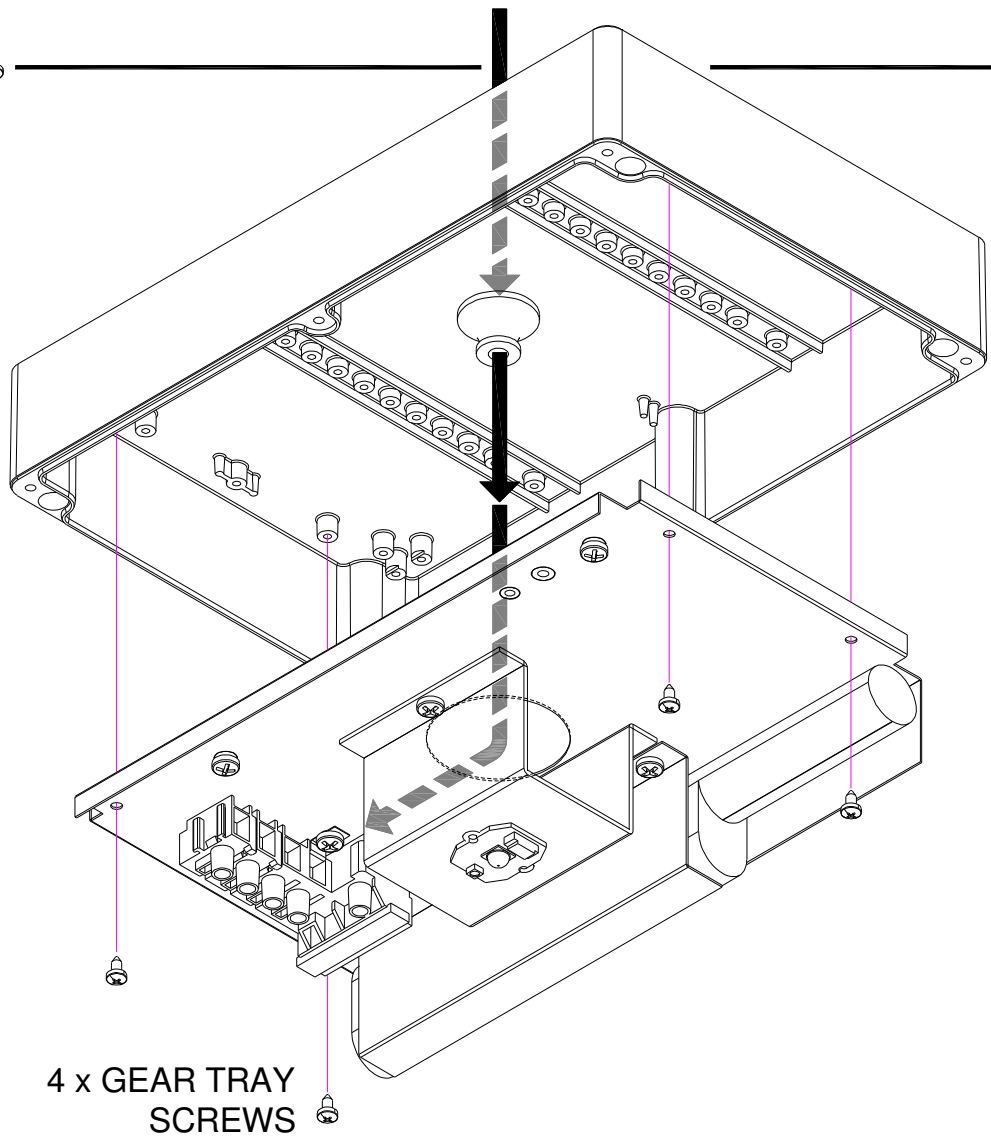
Installation Method

1

DRILL 19mm CABLE ENTRY.
USE GLAND SUPPLIED.

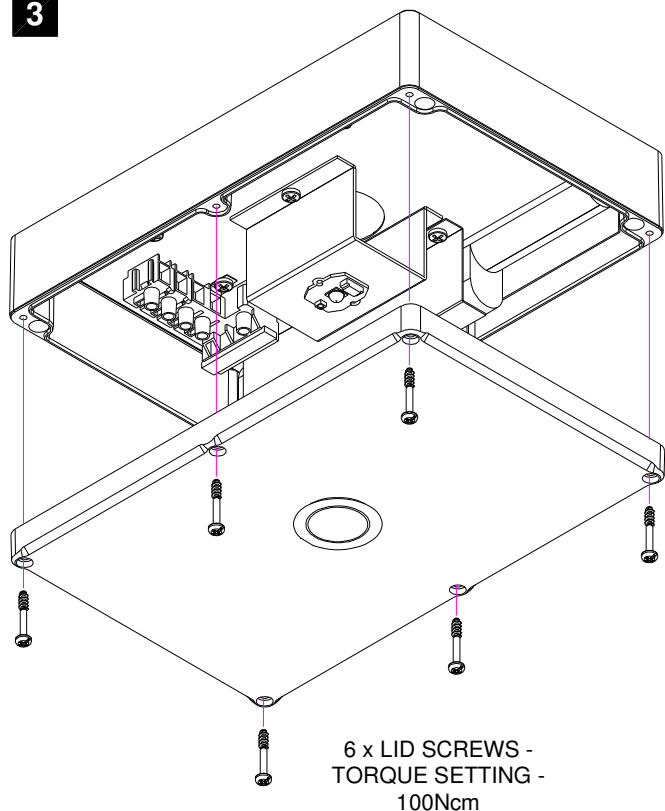


2

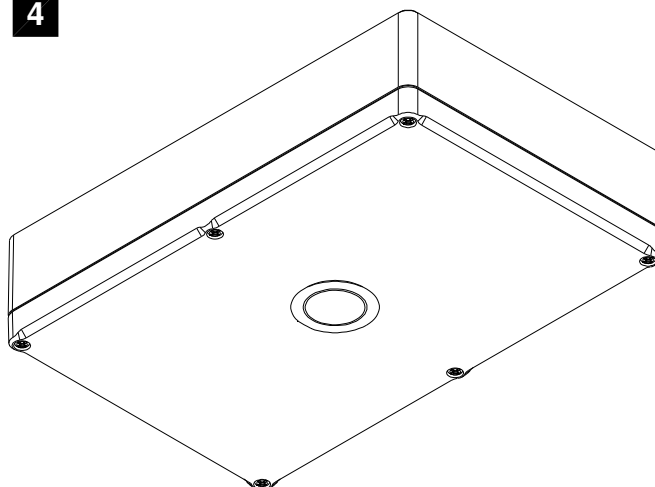


Installation Method

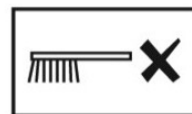
3



4



Cleaning Instructions



Operation and Maintenance

Continual operation at mains voltages in excess of the rated voltage will reduce LED and expected gear life. This luminaire uses plastic components in its construction and when installed in environments containing chemicals, degradation may occur. Please contact our Technical Department for advice.

Modifications

Philip Payne products should not be modified. Any modification may render the product unsafe and will invalidate any Safety/Approval marks. Philip Payne will not accept any responsibility for any modified products or for any damage caused as a result of their modification.

Monthly and Annual Tests

Monthly and Annual tests should be carried out in accordance with BS EN 50172:2004, 7.2. Testing can be carried out by using a sub circuit isolator or by switching off the lighting circuit at the circuit breaker (not for AutoTest or DALI versions). Battery pack shall be replaced if the specified 3 hour duration is not met. For replacement battery pack contact Philip Payne Ltd. The light source of this luminaire is not replaceable; when the light source reaches its end of life the whole luminaire shall be replaced.

Important-Safety

Before carrying out any servicing on this luminaire, ensure that the mains supply is fully isolated. Disconnect luminaire before insulation testing of the installation.



Philip Payne Ltd

A SUBSIDIARY OF F.W. THORPE PLC
Thornhill Road, Solihull, B91 2HB, England.

Tel: 0121 705 2384
Fax: 0121 711 2469
e-mail: mail@philippayne.co.uk
Website: http://www.philippayne.co.uk
Philip Payne Ltd registered in England No. 1361523



ISO9001
FM55077



21LFT054_6