


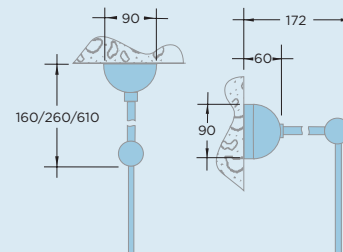
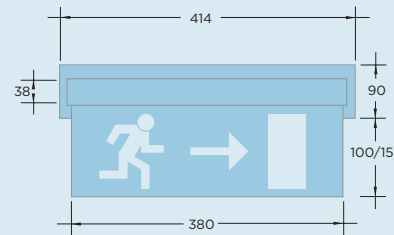


CCH/CCV | CLASSIC CYLINDER



CE	F
MM	NM
LED	SELF TEST
	DALI
20/30m	20
	1.5 KG

- EN60598-1
- EN60598-2-22
- EN55015
- EN61547
- EN61000-3-2
- STEEL



** Add in rod length requirement:
 50mm/05 length - e.g. **300CCV05LM**
 150mm/15 length - e.g. **300CCV15LM**
 500mm/50 length - e.g. **300CCV50LM**

Products should be suffixed with appropriate code.
 For example: **300CCV05LMR** for satin chrome finished product.



To specify a wireless product variant for use with Philip Payne SpectoXT Emergency Lighting System from this range simply replace gear suffix code with XT.

Specification

Voltage	230v
IP	20
Weight	1.5kg
Gear Options	230v central Supply 3hr Non-Maintained 3hr Maintained 3hr Self Test 3hr DALI

PART NUMBERS - CCH - (WALL MOUNTED)

300CCH05LA	230v AC/DC	Central Supply
300CCH05DA	230v AC/DC	Central Supply DALI
300CCH05LM	3hr Self Contained	Maintained/Non-Maintained
300CCH05YL	3hr Self Contained	Self Test
300CCH05DL	3hr Self Contained	DALI

PART NUMBERS - CCV - (CEILING MOUNTED)

300CCV**LA	230v AC/DC	Central Supply
300CCV**DA	230v AC/DC	Central Supply DALI
300CCV**LM	3hr Self Contained	Maintained/Non-Maintained
300CCV**YL	3hr Self Contained	Self Test
300CCV**DL	3hr Self Contained	DALI

FINISH OPTIONS

R Satin Chrome	W RAL 9010
C Polished Chrome	G RAL 9006
B Polished Brass	K RAL 9005
D BMA	V Penny Bronze