

Description:

Single sided LED back lit emergency exit sign with one or two lighting circuits.
Glass legend panel (order separately).

Mounting Options / Luminaire Part Numbers:

Surface Wall Mounted: **LUL300 SW LA - One Lighting Circuit.**

Surface Wall Mounted: **LUL300 SW LM - One Lighting Circuit.**

Surface Wall Mounted: **LUL300 SW TL - Two Lighting Circuits.**

Unistrut Mounted: **LUL300 US TL - Two Lighting Circuits.**

Standards:

- EN60598-1
- EN60598-2-22
- EN55015
- EN61547
- EN61000-3-2
- CE marked

Specification:

Lamps: 1 or 2 x LED light strips.
Each LED light strip has its own driver.

Gear: SWLA, SWTL & USTL: LED drivers. 100-240V AC 50/60Hz, 176-264V DC supply.
Each LED driver is powered via its own fused terminal block.

Gear: SWLM: 220-240V AC 50/60Hz emergency module with self-contained 3 hour NiMH battery pack, 3.6V 2Ah maintained or non-maintained operation.

Fused Links: 2 amps per circuit.

Luminaire weight: Approx 2.5 Kg.

Current: <100mA for one lighting circuit. <200mA for two lighting circuits.

Operating Temp: Min 0°C / Max 25°C.

IP Rating: IP54.

Finish: RAL9016 White.
Du Pont ALESTA AP TGIC-free polyester powder coating: 60-80 microns thick.


Test reports available for:-

- BS476-6:1989+A1:2009 Fire propagation index (Index = 0).
- BS476: Part 7:1997 Surface spread of flame characteristics (Class = 1).
- BS6853: 1999 Annex B.2 Incorporating Amendment No.1 Toxic fume R value. (R = 0.17).
- BS6853 D8,4:1999 Incorporating Amendment No.1 Smoke Density.


Glass Legend Panel: To be ordered separately.
4mm thick Pilkington Float Glass.
Thermally toughened in accordance with BS3193 and BS EN 60598-2-3 sub clause 3.6.5.
Green & white ceramic pictogram fired into the glass.

Component	Quantity Per Luminaire	Approximate Weight	Main Material
Body	1	720 grams each.	1.5mm Thick Aluminium.
Frame	1	250 grams each.	1.5mm Thick Aluminium.
Gear Tray	1	250 grams each.	0.9mm Thick Aluminium.
Legend	1	750 grams each.	Toughened Glass.
Cables	n/a	40 grams total.	
LED Light Strip	1 or 2	22 grams each.	
LED Driver	1 or 2	37 grams each.	
Battery Set (3 Cells) for SWLM	1	160 grams each.	
Terminal Block	1 or 2	20 grams each.	
2amp Fuse	1 or 2	2 grams each.	
Cable Gland & Nut	1 or 2	12 grams each.	
Mains Indicator	1 or 2	2 grams each.	
Charge Indicator for SWLM	1	2 grams each.	
LUL300SWTL Sealing Kit	1 or 2	15 grams each.	


Surface Wall Mounted: **LUL300 SW LA**



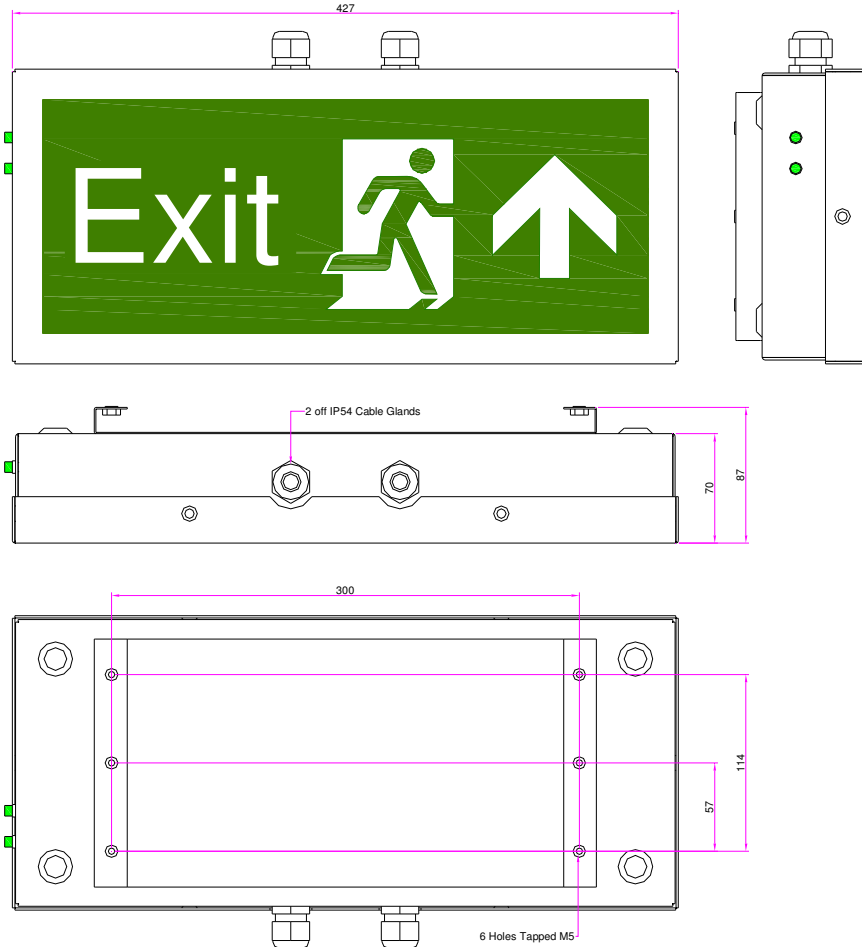
Surface Wall Mounted: **LUL300 SW LM**



Surface Wall Mounted: **LUL300 SW TL**



Unistrut Mounted: **LUL300 US TL**



Philip Payne Ltd

A SUBSIDIARY OF F.W. THORPE PLC
Thornhill Road, Lode Lane, Solihull, B91 2HB, England.

Tel: 0121 705 2384

Fax: 0121 711 2469

E-mail: mail@philippayne.co.uk

Website: <http://www.philippayne.co.uk>

Philip Payne Ltd registered in England No. 1361523



ISO 9001
FM55077

LUL300_RANGE_8