


Emergency Downlighter Recessed Ceiling

IP20
IP65*

Class 2

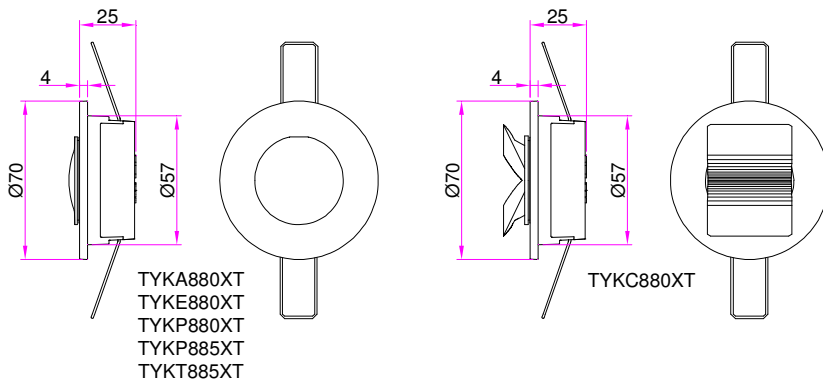


TYKE800XT Series

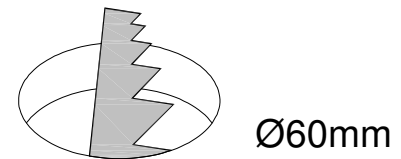
Downlighter features	Supply voltage	Maximum luminaires on a Type B, 10A circuit breaker	Part No.
 NM3 SpectoXT	220-240V AC 50/60 Hz	90 luminaires	TYKA880XT TYKC880XT TYKE880XT TYKP880XT* TYKP885XT* TYKT885XT

*TYKP880 & TYKP885 IP65 rated below ceiling only.
(All other TYKE variants are IP20 above and below ceiling).

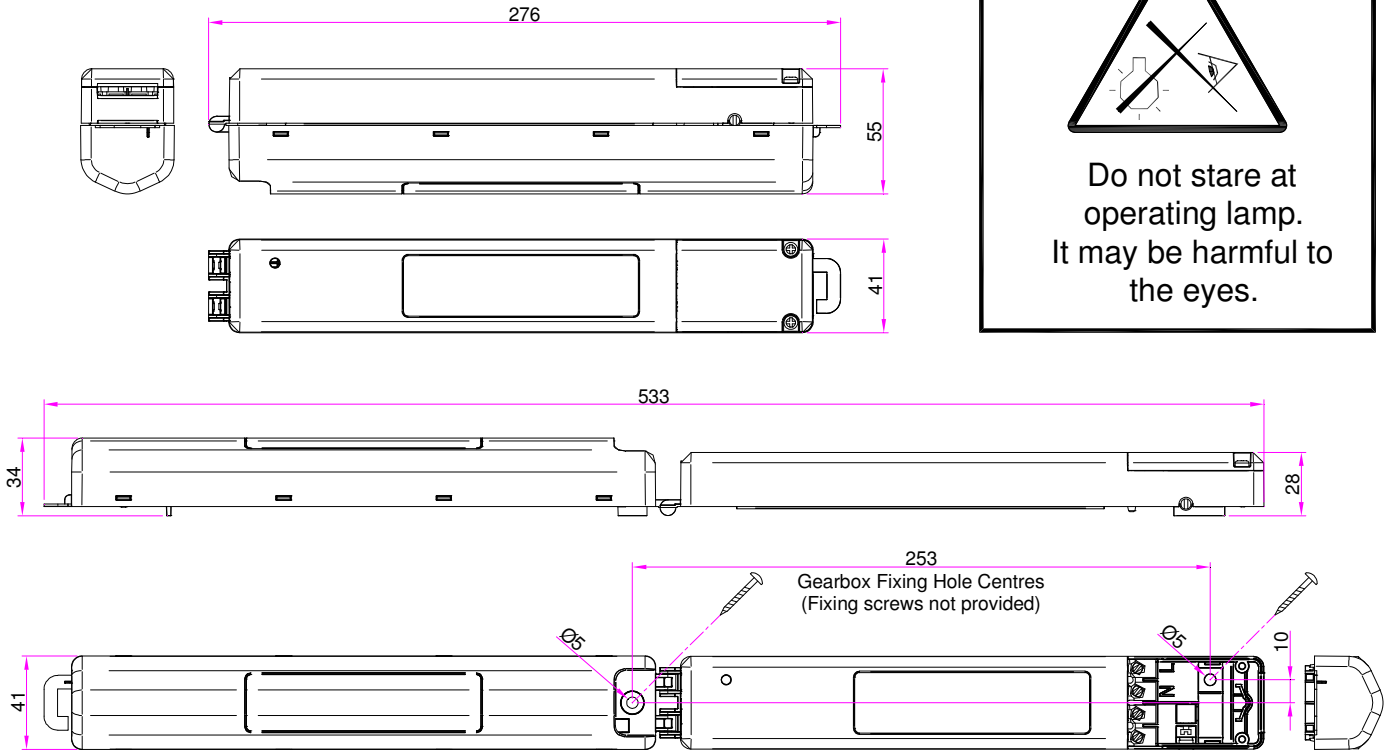
Lamphead dimensions



Ceiling cut-out

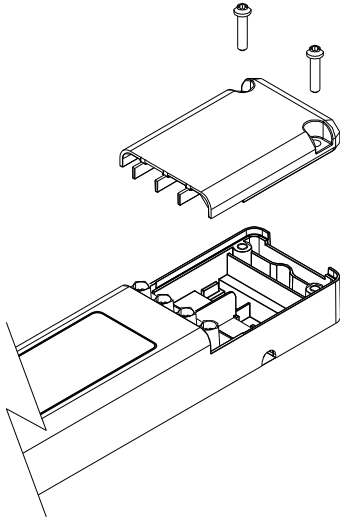


Gearbox dimensions

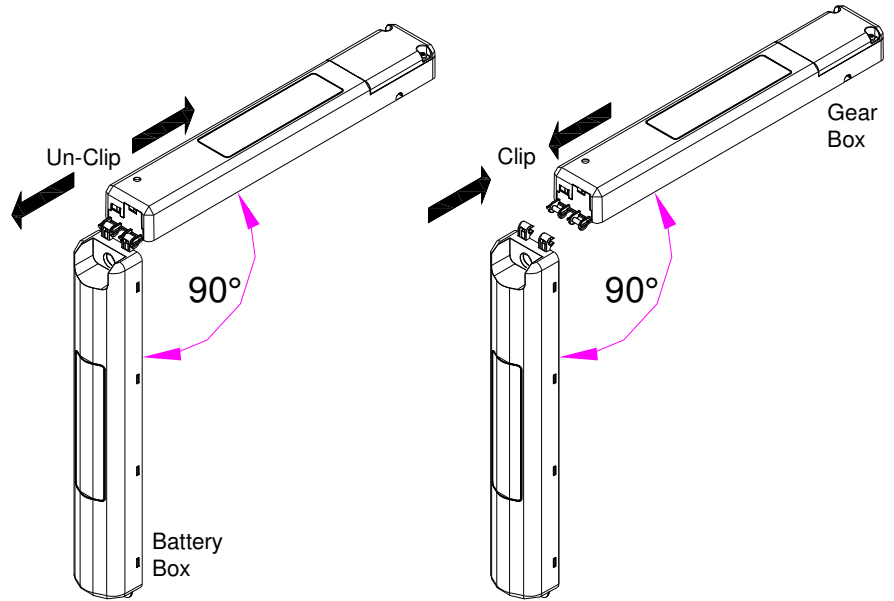


**Do not stare at operating lamp.
It may be harmful to the eyes.**

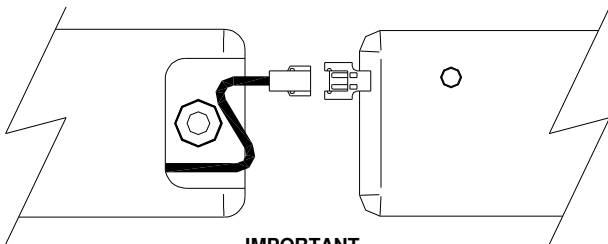
Access to supply terminals



Replaceable battery box

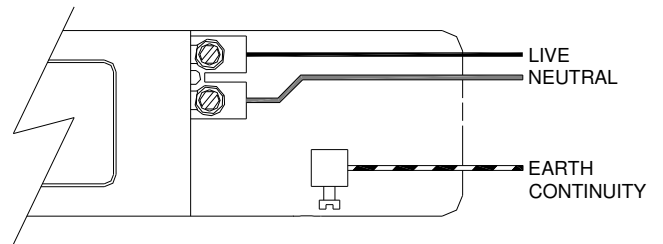


Battery connection



IMPORTANT
DO NOT CONNECT BATTERY BEFORE INSTALLATION IS COMPLETE & READY TO BE COMMISSIONED.

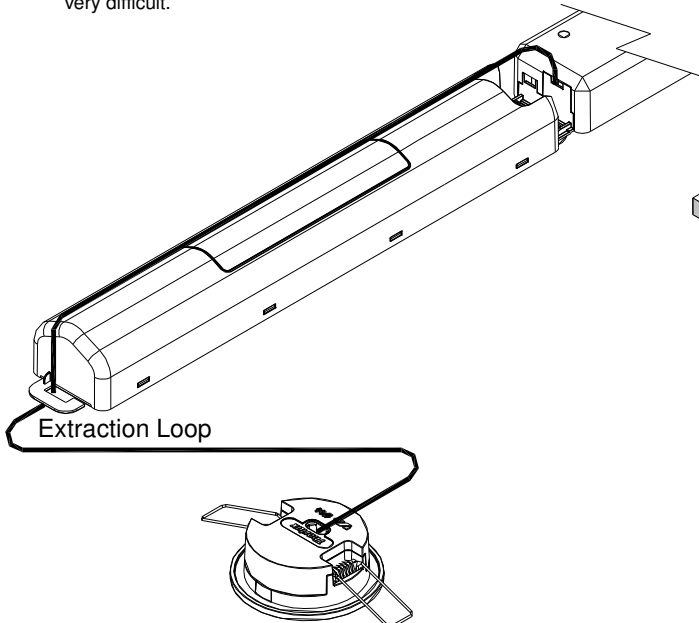
Supply connections



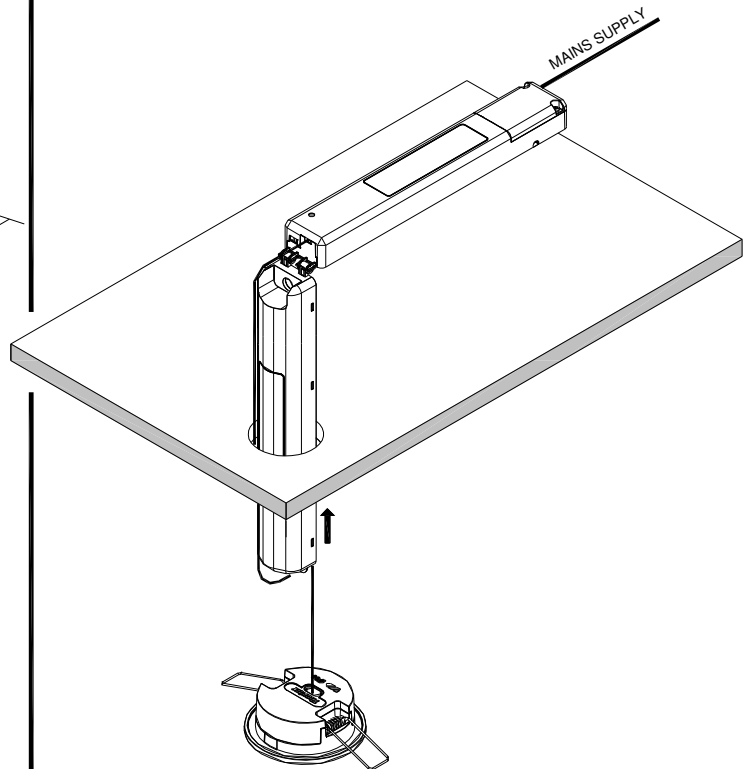
Basic insulation between L/N and DALI/DALI terminals.

Special preparation for installation into plasterboard ceilings through lamphead hole.

- 240mm void depth required (measured from underside of ceiling).
- 60mm cut-out required.
- Feed lamphead cable through the extraction loop on the battery box. If this is not done, extraction of the luminaire for maintenance will be very difficult.

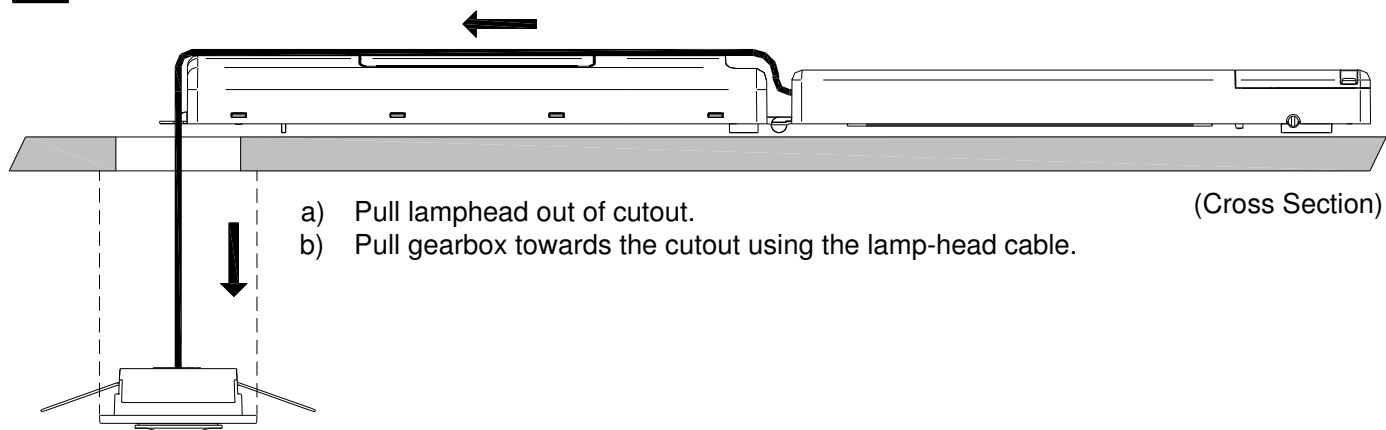


General installation method

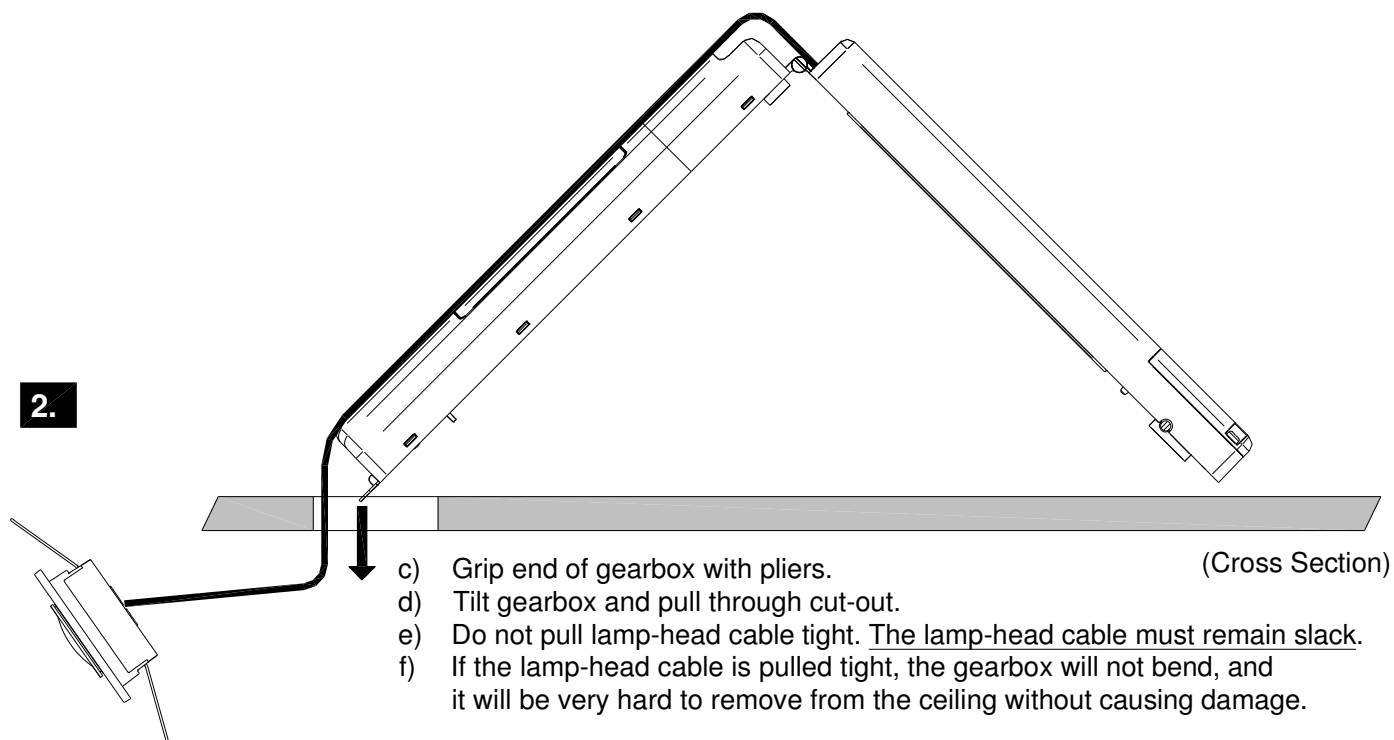


TYKE down-lighter extraction instructions

1.



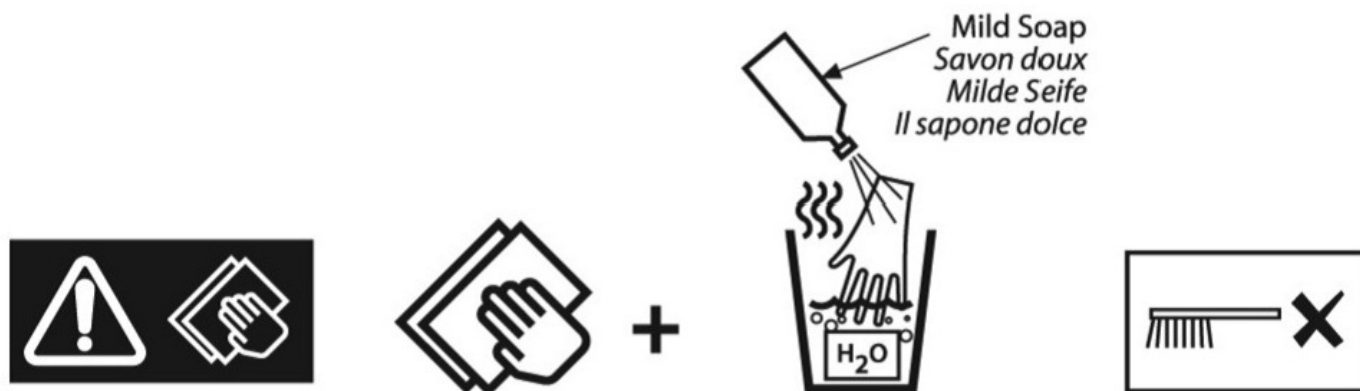
2.



Important-Safety

Before carrying out any servicing on this luminaire, ensure that the mains supply is fully isolated.
Disconnect luminaire before insulation testing of the installation.

Cleaning instructions



Operation and Maintenance

Continual operation at mains voltages in excess of the rated voltage will reduce LED and expected gear life.

This luminaire uses plastic components in its construction and when installed in environments containing chemicals, degradation may occur. Please contact our Technical Department for advice.

Modifications

Philip Payne products should not be modified.

Any modification may render the product unsafe and will invalidate any Safety/Approval marks.

Philip Payne will not accept any responsibility for any modified products or for any damage caused as a result of their modification.

Monthly and Annual Tests

Monthly and Annual tests should be carried out in accordance with BS EN 50172:2004, 7.2.

Testing can be carried out by using a sub circuit isolator or by switching off the lighting circuit at the circuit breaker (not for AutoTest or DALI versions).

Battery pack shall be replaced if the specified 3 hour duration is not met.

For replacement battery pack contact Philip Payne Ltd.

The light source contained in this luminaire shall only be replaced by the manufacturer or his service agent or a similar qualified person.

Notice to contractor - Please pass this leaflet to the end-user.



Philip Payne Ltd

A SUBSIDIARY OF F.W. THORPE PLC
Thornhill Road, Solihull, B91 2HB, England.
Tel: 0121 705 2384
Fax: 0121 711 2469
e-mail: mail@philippayne.co.uk
Website: <http://www.philippayne.co.uk>
Philip Payne Ltd registered in England No. 1361523



21LFT069_3