










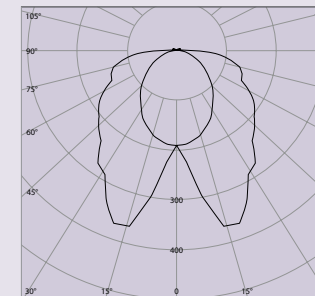
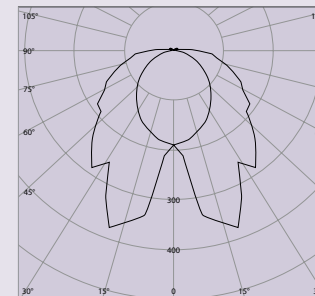


# PHILIP PAYNE | LANTIS

	
	
	
	
	
	
EN60598-1	
EN60598-2-22	
EN55015	
EN61547	
EN61000-3-2	
Polycarbonate	



## Specification

Supply Voltage	230V
IP	65
Weight	1.5kg
Luminous Flux-110	545 Lumens
Luminous Flux-300	950 Lumens
Luminous Flux-350	1655 Lumens

## PART NUMBERS












LANT110LM	3hr Self Contained	Maintained/ Non-Maintained
LANT110DL*	3hr Self Contained	Maintained DALi/ Non-Maintained
LANT300LN	3hr Self Contained	Non-Maintained
LANT300DS	3hr Self Contained	Non-Maintained DALi
LANT350LA	230v AC/DC	Central Supply
LANT350DA	230v AC/DC	Central Supply DALi

\*Mains mode is not switchable via DALi command on self-contained luminaires. DALi is for controlled testing and monitoring only. Please contact technical for more information.

## FINISH OPTIONS

As shown

## LANTIS LANE 350 | PHILIP PAYNE

	
	
	
	
	
	
EN60598-1	
EN60598-2-22	
EN55015	
EN61547	
EN61000-3-2	
Polycarbonate	

**Specification**

Supply Voltage	230V
IP	65
Weight	1.5kg

**PART NUMBERS**

LANE350LA	230v AC/DC	Central Supply
LANE350DA	230v AC/DC	Central Supply DALi
LANE350LM	3hr Self Contained	Maintained/ Non-Maintained
LANE350YL	3hr Self Contained	Self Test
LANE350DL	3hr Self Contained	DALi

**FINISH OPTIONS**

As shown