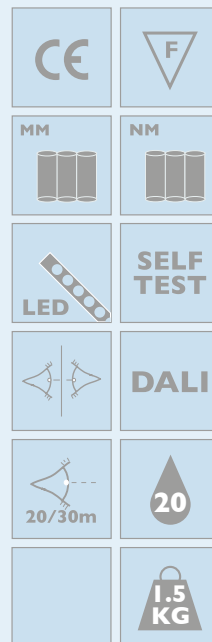




CCH/CCV | CLASSIC CYLINDER



EN60598-1

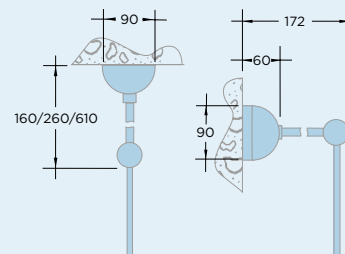
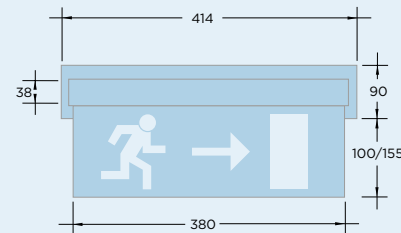
EN60598-2-22

EN55015

EN61547

EN61000-3-2

STEEL



Specification

Voltage	230v
IP	20
Weight	1.5kg
Gear Options	230v central Supply 3hr Non-Maintained 3hr Maintained 3hr Self Test 3hr DALi

PART NUMBERS - CCH - (WALL MOUNTED)

300CCH05LA	230v AC/DC	Central Supply
300CCH05DA	230v AC/DC	Central Supply DALi
300CCH05LM	3hr Self Contained	Maintained/Non-Maintained
300CCH05YL	3hr Self Contained	Self Test
300CCH05DL	3hr Self Contained	DALi

PART NUMBERS - CCV - (CEILING MOUNTED)

300CCV**LA	230v AC/DC	Central Supply
300CCV**DA	230v AC/DC	Central Supply DALi
300CCV**LM	3hr Self Contained	Maintained/Non-Maintained
300CCV**YL	3hr Self Contained	Self Test
300CCV**DL	3hr Self Contained	DALi

** Add in rod length requirement:
50mm/05 length - e.g. **300CCV05LM**
150mm/15 length - e.g. **300CCV15LM**
500mm/50 length - e.g. **300CCV50LM**

FINISH OPTIONS

R Satin Chrome	W RAL 9010
C Polished Chrome	G RAL 9006
B Polished Brass	K RAL 9005
D BMA	V Penny Bronze

Products should be suffixed with appropriate code.
For example: **300CCV05LMR** for satin chrome finished product.