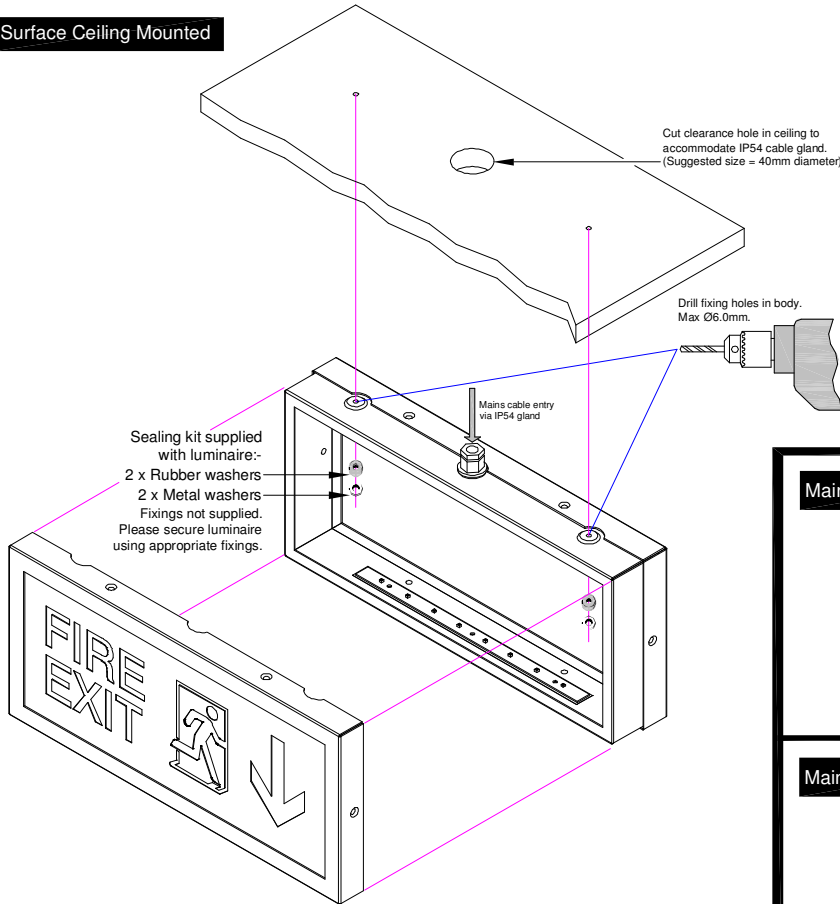


Features	Supply voltage	Maximum luminaires on a Type B, 10A circuit breaker	Part No.
	220-240V DC/AC 50/60 Hz	31 luminaires	1880300SDLA 1880300SDLE
	220-240V DC/AC 50/60 Hz	31 luminaires	1880300SDDA
	220-240V AC 50/60 Hz	90 luminaires	1880300SDLM
AutoTest	220-240V AC 50/60 Hz	90 luminaires	1880300SDYL
	220-240V AC 50/60 Hz	90 luminaires	1880300SDDL

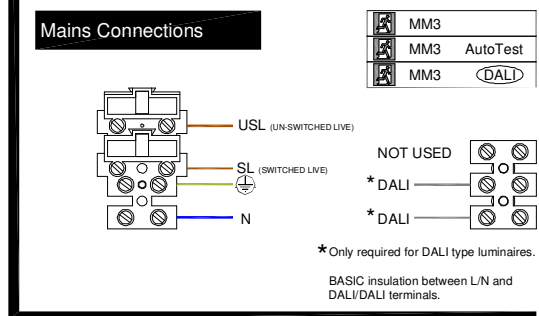
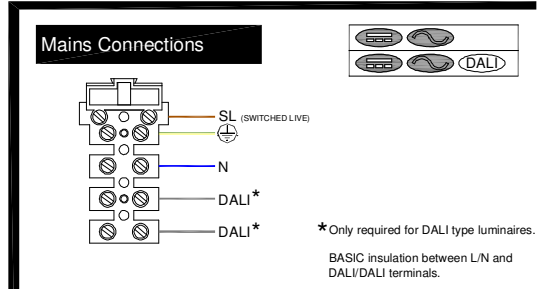
Do not stare at operating lamp.  
It may be harmful to the eyes.

**Surface Ceiling Mounted**



**NOTICE TO CONTRACTOR - PLEASE PASS THIS LEAFLET TO THE END-USER.**

**SUITABLE FOR INDOOR USE. AMBIENT TEMPERATURE 25°C.**



**Cleaning Instructions**



**Important-Safety**  
Before carrying out any servicing on this luminaire, ensure that the mains supply is fully isolated.  
Disconnect luminaire before insulation testing of the installation.

**Monthly and Annual Tests**  
Monthly and Annual tests should be carried out in accordance with BS EN 50172:2004, 7.2.  
Testing can be carried out by using a sub circuit isolator or by switching off the lighting circuit at the circuit breaker (not for AutoTest or DALI versions).  
Battery pack shall be replaced if the specified 3 hour duration is not met.  
For replacement battery pack contact Philip Payne Ltd.  
The light source of this luminaire is not replaceable; when the light source reaches its end of life the whole luminaire shall be replaced.

## Cover / Legend Removal

A. Use key provided.




C. Locate tool under edge of frame.



B. Secure legend panel with hand.



D. Gently pull back on tool to remove frame, leaving legend free. Lift legend to access gear tray.



### Operation and Maintenance

Failed LED strips should be replaced promptly or the circuit switched off to avoid possible damage to control gear.

Continual operation at mains voltages in excess of the rated voltage will reduce LED and expected gear life.

The 1880300SD uses plastic components in its construction and when installed in environments containing chemicals, degradation may occur. Please contact our Technical Department for advice.

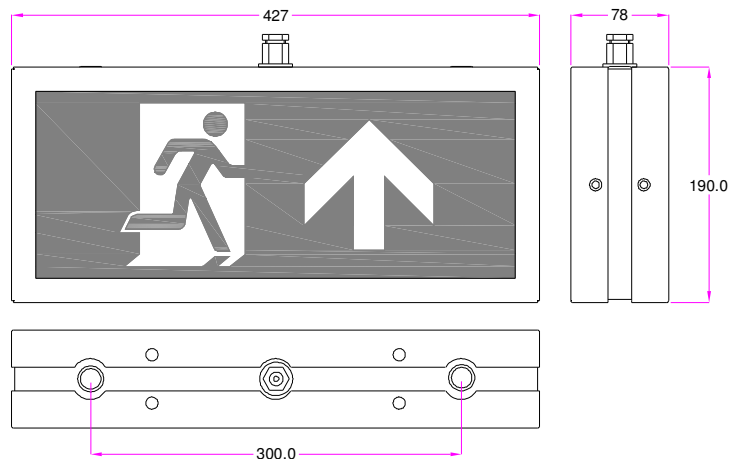
### Modifications

Philip Payne products should not be modified.

Any modification may render the product unsafe and will invalidate any Safety/Approval marks.

Philip Payne will not accept responsibility for any modified products or for any damage caused as a result of their modification.

### Dimensions



## Philip Payne Ltd

A SUBSIDIARY OF F.W. THORPE PLC  
Thornhill Road, Lode Lane, Solihull, B91 2HB, England.

Tel: 0121 705 2384

Fax: 0121 711 2469

E-mail: [mail@philippayne.co.uk](mailto:mail@philippayne.co.uk)

Website: <http://www.philippayne.co.uk>

Philip Payne Ltd registered in England No. 1361523



ISO 9001  
FM55077



21LFT086\_2